



Talking Carp

Magazine

Issue 98
April 2024



What Works
Chris Kirk

The Winter Pt1
Scott Grant

Life gives Lemons
Catherine Bunn



www.castaway-pva.co.uk



Hello and welcome to issue 98.

So here we are, into Spring now. The birds are singing, the trees are budding and the daffodils are in full bloom. The time has also come for the lakes to wake up and those pesky carp start feeding again. It has been a bleak old winter and many have felt it, but now, finally, Spring is official!

Last month we had a great piece from Tim Childs regarding zig fishing, and believe it or not just this very week as I write this I witnessed 7 carp getting landed on zigs when 12 other bottom bait lines remained motionless. This is definitely a tactic I need to look more into! Go back and read Tims piece... then get yourself some zig kit bought... that's all I am saying.

As you start filling those nets, do not forget to send those catch reports in.. its easy peasy. Hit the "upload your catches here" button and fill in the boxes. You will see your trophy shots in the very next issue!

We are always looking for fresh new articles too.... So if you have a story to tell then drop us a message and we can talk you through to getting your articles published. You will not believe how easy it really is... and you can see yourself in the number 1 online carp fishing magazine.

**And on that note... Have yourselves a great month and we will catch up with you next month as we look towards our upcoming biggest issue...and see what prizes we can start blagging for you to celebrate with us.
Drop us a line at the usual addresses: _**

brian.dixon@talkingcarp.co.uk

mark@talkingcarp.co.uk

markcarper@talkingcarp.co.uk

INSIDE THIS MONTH -

Cover shot - Rob Gainer

ARTICLES - from page 6

Page 6 -

The winter that was by Scott Grant

Page 16-

When life gives you lemons by Catherine Bunn

Page 25 -

What works for me by Chris Kirk

Page 31 -

***NEW FEATURE* - What's in Mark Carpers Shorts**

Page 39 -

Bait Choices by Richard Hughes

Page 44 -

A Journey Into Competition Carp Fishing by Garedd Gardner

Page 52

Preferences - Tubing or Leader by Mark Carper

Page 60 -

Reviews by Anthony Wood

Page 77 -

Catch Reports

Deception

Angling



OUT NOW

WWW.DECEPTIONANGLING.CO.UK

THE NEW EXTENDED RANGE

**NOW OFFICIAL STOCKISTS OF
KATRAN PRODUCTS**



WWW.DECEPTIONANGLING.CO.UK



The Winter That was



Part 1
by Scott Geezer Grant

I arrived at the lake on the Sunday morning, there were a few anglers on but I knew most if not all would be packing up today. I had a leisurely walk around the lake stopping off chatting to the anglers. On my last trip I fished a swim known as the Ramp. It is by far my favourite swim as I have so many options and I know the areas to fish. There was a young lad fishing the swim but he said he would be packing up soon and heading for home. He had not caught anything but he said he saw a few fish show. I dropped a bucket in the swim and carried on with my walk. It took me an hour before I was back at my van. Ben had offered to take my gear round with the quad, which is a godsend otherwise it would take me ages to barrow all my gear round to the swim. The young lad had packed up, so I made my way around to the Ramp. I got everything set up then sat down with a nice cup of tea watching the water. The wind was currently South Westerly at 12 mph and the pressure was 1038, not ideal conditions but you have got to be in it as they say. The temperature was 8oc and I remember this time last year it was a lot colder, so the mild weather was a blessing.

For this session my of choice bait was the Nut, this will be the bait I will be using all through the Winter. I also had a bucket of crumbed Nut, chillie hemp and some maggots. On the left-hand rod I fish a powder coated nut pop up, the same on the middle rod, the right rod was fished with a matching nut pop up. Ready tied Ronnie rigs with a size 4 curved hook which are so strong and sharp and SBM braided mainline completes the set up.

There is a spot on the left-hand side that I have caught fish from previously, so I sent my boat out to check the area on my camera. To my surprise there was a lot of old bait on the bottom, so that was a no go for me.

I then checked another spot on



The winter that was



the left-hand side a lot further out, again where I have caught from before, there was no bait there and the weed was still in bloom. It's a small area in amongst a big weed bed, the middle rod was fished at the same range out in front again in a cleanish area amongst weed and the right-hand rod was fished a little closer in, just in front of a large weed bed. The lake is still pretty weedy and it will be like this throughout the Winter. So braided mainline is a big advantage as it cuts through the weed, giving you a

better chance of landing the fish.

With the rods finally out it was time to kick back and relax. Before I knew it, the sun was setting and the temperature dropped. I got comfortable in the bivvy and fell asleep around 10pm. I was up bright and early the next morning watching the water with a morning coffee. I did not see a single fish show, then out of the blue the middle rod was away, I was on the rod in a flash and as I lifted the rod the fish was still taking line, I managed to get the fish under control then it found a weed bed!!! Great, everything went solid so I put the rod back in the rest and loosened the clutch slightly, just enough for the fish to take line. It was some 25 minutes later the rod tip bounced and the fish started taking line, I lifted the rod and got it as high as I could I managed to keep the fish up in the layers, up until it was only 40 yards out where it went on another rampage and weeded me up again!! As before I put the rod back in the rest, 20 minutes later the fish freed itself and a few minutes later I had



one angry common laying in the bottom of my net.

I secured the net and just as I was zeroing the scales and getting everything ready my Mrs appeared making a surprise visit, my words were “your timing is impeccable I have just had a lovely common” The fish went 34lb 11oz and it was a beautiful common, the Mrs took some photos I then treated and returned the fish. I was so happy what a start to my Winter campaign, hopefully there will be more to come. I got the rod rebaited and straight back out to the spot, then made us both a well-deserved cup of coffee.



A few hours later the Mrs left and I decided to refresh the other two rods with fresh hook baits and more fresh bait. It turned out to be a quiet night and I woke up to the sound of pitter patter on the bivvy, the rain came down but not for long. Come midday I was packing down and heading for home. It was another successful session and I was looking forward to getting back over the lake as soon as possible. A few days later I was back over the Dell, it was Boxing day and the lake was empty, I wasted no time in getting my gear round to the Ramp with a little help from Jake, and hopefully carry on from where I left off. I fished the same spots but this time I fished all the rods on the powdered nuts hook baits. Same baiting strategy as before using crushed boilies, chillie hemp and maggots. The rods were boated out with plenty of free bait, then it was time to sit back and relax. The wind was a light South Westerly, the pressure was low and the daytime temperature was a welcome 12oc perfect conditions to






hopefully catch a Winter 40lber. Every year I push myself to catch a Winter 40 it is an achievement in itself. Winter is the hardest time of the year, but for me it is definitely the best time to be on the bank, there are fewer anglers and the fish are in their Winter colours and are also at a good weight. I checked the weather later that afternoon and it was showing a storm would be arriving tomorrow, aptly name Storm "Gerrit" winds are expected to reach 81 mph!! Hopefully not here but I'm guessing the wind is going to be pretty strong.

Wednesday morning, I woke up to strong winds and heavy rain, the rain subsided only briefly for about an hour but then returned just before midday. The wind got up to 20 mph, but it felt a lot stronger and the wind started to turn southerly which was straight into my face.

Just before midday the left hand rod gave a single bleep, as I walked down to the rods, the rod went into melt down, I lifted the rod and could feel the weed grating on the braid, the fish tried in vain to weed me, but I kept constant





pressure on and lifted the rod up high, but just when I thought I had won the battle the fish found sanctuary in a huge weed bed just 40 yards out in front. I put the rod back in the rest loosened the clutch ever so slightly and waited. Twenty minutes later the fish started to take line, I lifted the rod and kept it high, the fish was still giving a good account of itself but after a few more minutes I managed to engulf it in the waiting net.

I let out a huge sigh of relief and had a sneaky peak, it was a huge framed mirror and looked a good 40. I secured the fish in the net and then gave Dan a call who was fishing on the lodge bank. Ten minutes later Dan arrived with his brother Brad, Brads son and daughter plus their Dad, as they were pike fishing up on the lodge bank. I had everything ready, Brad helped with the weighing and I was shocked when the digitals read a weight of 46lb 1oz. I had another look at the fish and recognised it, my old friend "Buster" at its biggest ever weight. I have caught this fish in the past but never at this weight.

Dan took great photos as he always does, the fish was then treated and returned. Dan, Brad and everyone else were as happy as me, which made the moment that more special. Genuine people who love it when they see a fish of that calibre in the depths of Winter.

Once they had all left, I put the kettle on for tea, before getting the rod back out on the spot. I just had to let everything calm down, before applying myself. The wind had picked up a little and I knew the boat would be taking a battering from the waves, but that is what its built for. I finished my tea, rebaited the rod and sent the boat out to the spot full of bait.






A few hours later the rain got heavier and the wind got stronger storm "Gerrit" had arrived the bivvy was getting smashed to the point where I was hanging on for dear life. This lasted most

of the night so I got absolutely no sleep whatsoever. Just before the sun came up the rain had stopped and the wind has eased, the storm had passed and what a relief it was.

I sat there watching the water and saw a fish show over the baited area, which filled me with even more confidence. The pressure was low 1007, and with a full moon the previous night could the lake throw up a surprise.

The daytime temperature was a pleasant 12oc and on checking the weather this is not going to last as the temperature will be dropping rapidly over the coming weeks.



Late afternoon two anglers turned up and went into swims opposite me, the wind got up again and was now 22 mph, the waves were hitting the front of the swim it felt like I was sea fishing!! I checked the weather to see if the wind was going to ease and it stated at 7pm. So, my plan was to go for a shower, then have some dinner



and get the rods back out after 7pm. I wound the rods in at 4pm,

It was nice to get out the swim and I must admit once in the shower I did not want to get out. After a shower I went to see the lads for a while before making my way back to the swim. I had a lovely hot chillie then started to prepare my hook baits ready for when the rods go back out. It took me 45 minutes to get the rods out to their chosen spots with a generous amount of bait, I then laid on my bed, put the heating on and relaxed. Friday morning, I woke up nice and early, put the kettle on and sat watching the water. It was not long before a unit of a fish showed over the left-hand rod, which was the only fish that I saw all morning, The wind had eased to a gentle breeze which was a nice rest bite from the winds I have encountered on this session. Early afternoon the sky came over all black and boy did it rain but only briefly, then it passed over. I decided to leave the rods where they were, I was confident that they were presented and that there was enough bait on them. Evening came and yet again the wind got stronger, but the rain stayed away. After a quiet night I woke Saturday morning a bit deflated if I am honest, I really thought I would catch another of the lake's gems.

I was more than happy with what I had already achieved, but I always want more, that's not being greedy, I think it's just a natural instinct. I did not see any fish show and come midday I was packing up and heading home. I was more than happy of how the session went, the fish are liking



the bait and the way I am presenting it to them so for me that is a massive positive step. I will be back in a week or so and I will keep the bait going in on the spots. I just hope no one jumps on my hard graft, which has happened to me in the past.

If you want to give Halo baits a try I have a discount code which gives you 15% off at the check-out. The code is GEEZER, please note this will not apply to any special offer bundles.

I would like to thank the following companies for their products of which I use in my fishing.

www.halobaits.co.uk

www.deceptionangling.co.uk

www.katran.co.uk

In the Margin Particles (Facebook)

www.castaway-pva.co.uk

www.fisheycamerakits.co.uk

If you would like more information on becoming a member of The Dell contact Michael Prior on 07768-124462 he will be more than happy to help.





IN THE MARGIN
PARTICLES



WHEN LIFE GIVES YOU LEMONS...

GO FISHING!



**Paul and Catherine's journey
by Catherine Bunn**

Pauls career

Paul started fishing at a very young age with his dad, fishing the local canals, rivers and reservoirs catching tench bream roach barbell small carp . Paul loved fishing in the kids matches he fished in Rolls Royce matches also in matches for the local fishing tackle shop and even fished the nationals on the canal. As a teenager he even fished in matches with Andy May. In between matches and fishing with his dad paul always had his eye on the bigger fish as in the matches any carp over 3lb would only class as 3lb so he started to set new goals to target bigger fish. Pauls biggest inspiration was his dad, whenever his dad went out Paul would happily follow so when his dad suddenly passed away in 2006 this made Paul more determined to make his dad proud. Strapping his rods to his push bike and his seat box on his back and off he pedalled to the local lake 5 miles there and 5 miles back focusing on hitting them goals and personal bests.

6 months later we lost our daughter Lucy who died at birth. This was devastating. Not only had he lost his dad but his daughter too. Fishing was the only thing that kept Paul going as it really helped with his mental health and he felt closer to his dad. Pauls dad was a well known fisherman in the area due to him working at Rolls Royce plus being apart of many local fishing clubs they all came together and bought a bench, got it engraved and placed it on the canal at Barbridge where he grew up. This is where me and Paul fished together for the first time, and for many times more after that, even taking the children with us.

Until we got some devastating news... I had been diagnosed with cervical cancer that had





spread into the womb and ovaries and had to undergo numerous surgeries and many invasive treatments that made me very sick. As things were getting better I had healed from the surgeries and was ready to try and move on with life, but I was now having pains in my neck and back. After scans and tests, they could see some of my spine had disintegrated, and this was due to the strong treatments I had been having. I was told I would need surgery to put cages in my spine to hold it up. This surgery turned our lives upside down and at a stand still as when I came round I had no feeling down my left side due to complications and this has

left me paralysed for life and wheelchair bound. For the next 2 years I was bed bound, Paul was my full time carer, he had to do everything from bath to dressing me even doing physio on me. Due to us having some amazing friends Paul eventually was able to get back on the bank, rejoining the club he fished when he was a child. The club water is a hard water to fish but with some huge fish in there, now up to 40lb, Paul put as much time as he could and worked hard trying different methods. He was determined he wanted to catch a big one.. it all took time, but that time paid off with Paul bagging himself a new pb of 32lb mirror carp, jumping up from his old pb of 28lb 6oz which came off the canal. He also caught 2 others in the late 20s. The smile was priceless for weeks his hard work led him to become part of the Deception Angling team which loves and has really helped with his confidence.



Being sat house bound for many years we decided to join TikTok, both having our own accounts. I was then able to watch him fishing when he went out plus other people fishing etc we have made so many friends, the kind of friends that are more like family. I was always asked why I am not out fishing with Paul, and after explaining why the TikTok community came together as a whole and started a GoFund me to get me back



on the bank for an electric wheelchair that would fit in our boat. This brought so many tears as we couldn't believe strangers who hardly knew us would do this for me and my family. We were so very grateful we were now able to get on the bank together at just one venue that was wheelchair accessible and we were able to sit together on the bank while Paul fished. It was brilliant being back on the bank. I was so happy being out of the house after so many years being stuck in. We went live to chat with others but something was missing, the reality hit me I was never going to be able to fish again. I got



upset on a live and had so much support from many people as the live ended a message popped up from a friend asking would it be ok if he made me a harness to see if it would help me fish again. It really brought us some hope. Things were starting to look up for us including Paul being offered to go on a trip of a lifetime to France to fish for a week to take the place of a very good friend of ours who had passed away earlier that year. At first he was very hesitant as

When life gives you lemons



he didn't want to leave me as he had never been away from home since me becoming paralysed and there was a lot of mixed emotions, but we couldn't let him miss out on this opportunity we got care in place for me and off he went bagging himself a huge 50lb mirror and a 55lb common which he caught on a live on TikTok, where I was able to witness and feel like I was there with him. I was so proud of him as throughout his fishing career it's always been a dream and then became a reality.

Beginning of September 2023 my harness arrived. The excitement!! I couldn't wait to try it out so off we went to a local runs water that had one sort of disabled peg. We went live and the community saw me catch my very first carp in over 10 years on live stream. The smile... The tears... I was so happy. I couldn't believe it. I caught a 9lb 6oz mirror followed shortly after by a 12lb 8oz mirror. The smile on both of our faces, tears of joy, knowing we can now fish together again. It isn't easy for us to go fishing together, it does come with many struggles as a lot of fisheries do not have disabled facilities or pegs to get to, as much as the electric wheelchair is amazing on the roads it's not grass friendly and cannot get me to pegs. This was upsetting and frustrating so many fisheries we have had to turn away from due to not being able to get on I felt like a burden that I was holding Paul back from hitting his goals. Paul had an idea, he told me to trust him and sat me on his barrow, he lifted me up and off we went pushing me down the bank onto a peg on his club water. This is where I did my very first 24 hour session with me sleeping in the bed while Paul



slept on the floor of his 1 man bivvy. It's not ideal but it worked. We started going to other places too.. first was Baden Hall middle pool, my first 48 hour social with people off social media. It was amazing, this is where I had a new pb mirror of 15lb. I was meant to take a bucket but they all refused to give me one. I was starting to feel I could do anything I put my mind to. When we weren't catching I was watching Paul make rigs or pva bags up etc or just watching the water learning watercraft.



A few weeks later we went back to Baden for a short 24 hours on Lodge Pool as it was easier for him to push me in the barrow, even in the pouring rain.

This was a red letter day for us as we caught 12 fish between us ranging from 12lb to my new pb common of 20lb 2oz! We also had a double take which was amazing as well as a bream each, the adrenalin was out of this world. In September and October of 2023, we were going out weekly catching more learning more and enjoying life together again.



Over the last few years Paul had been having trouble with his shoulder and had already had to have 1 surgery on his rotary cuff but the pain had started to come back but worse and in November 2023 he was back in surgery, having some collar bone removed. This put fishing on the back burner for 3 months until he got some strength back.

Since being back on the bank February 2024 and Paul was able to lift me again on the barrow and we have gone to many different fisheries Cromwell, Trent View and a lot on his club waters where recently I had my newest personal best...a 22lb 4oz mirror in the same session Paul had a 31lb mirror and a 25lb 7oz mirror! What a great session and the very first carp I had caught at night.

There are still many struggles we have going fishing... we can't just get up and go, we have to plan everything out and make sure we have everything from medications to harness to my plastic toilet bucket as that's the part we really struggle with due to me not being able to go to the toilet on my own and many fisheries don't cater for the disabled or female anglers and we physically can't get into Portaloo's together. There is not enough room in the 1 man bivvy for my toilet so there has been many of times where Paul has had to shield me while I go. It's embarrassing but

if it means we can be together on the bank catching fish it's what we have to do. Hopefully in the future fisheries will become more accommodating to disabled anglers and female anglers.



Hopefully in the future when Paul's fully back to work and we save up we can get a decent 2 man bivvy that does give us the space and no condensation and will be easy to put up for Paul to do on his own.

The great idea on sitting me on the barrow finally got us there. My health is still not the greatest but I can honestly say fishing has saved my life, saved

my marriage and my mental health we are so very grateful to the people that has supported us and followed our journey. We are both looking forward to the future together chasing dreams, hopefully catching new pbs and meeting new people. We have already got socials planned for this year one being Trent View and it will be my very first 72 hours on the bank. I am so nervous.. but in the best way... and I can truly say if you put your mind to it you can do it !

Team Bunn all the way!!





carpsocials.com

Monthly Events

Big BBQ

Special Offers

Full Lake Bookings

Find Out More Online At carpsocials.com

Search facebook for serious carp socials and join our facebook group



What Works For Me



by Chris Kirk

The decision was made to do a 48hr session at Baden hall on Quarry lake after much discussion on the journey back from France with my travelling pal Jimmy Mather, so we booked on with only a fortnight to wait. Being my first visit I found out as much as possible about the place, Google Earth, compass baring etc and kept an eye on the forecast for our 48hrs.

We arrived at the lake with a brisk south/east wind and two thirds of the pegs taken so we parked up and had a walk around. There was plenty of visible weed and you could see the odd fish swimming close in as the water was crystal clear. A couple of fish had been out the night before and even with a cool wind it looked positive. We decided to fish pegs 3 and 4 which

were quite central to the lake. I dropped into 4 and set up just a lead on the marker rod. After a good cast about feeling the drop and then pulling back two to three yards each time it became apparent there was plenty of weed about with clear areas which thinned out as you went further. Time for a brew then. A couple of fish had shown at about 70yrd and further where it was clearer so I went for a solid bag on 1 rod at that distance and a single pop-up on the other which I could move about if fish showed within my area.

Nothing happened till the following evening when the solid bag was away which resulted in a 23lb mirror after a battle through the weed, my first Quarry pool carp, very happy. After some pics and the hook hold treated back she went. Solid bag





got up and did the pics for me then back she went, wonderful.! Back out went the single and I tried to get some kip... lol.

It was 3 weeks before we were back down and the place was half covered with weed. I fished peg 9 with Jimmy in 8 after

back on and wrapped up back in the area it went.

Just before dark a few fish were showing in the middle so I put the single pop-up on them about 100m and I was set for the night. At 1am the single popup rod sounded a few tones, crocs on quick I lifted into a dead weight which pulled back hard in and out of the weed then it went solid. I kept steady pressure on it and gradually the weed gave way and the fish came closer Jimmy slipped the net under it. Yes.! He said "it's a 30plus pal" so I was well pleased. We weighed her and she went 42lb11oz wow.! My new English pb. Roy the head bailiff was next peg and he

walking around and seeing fish towards middle. The wind was due to change and blow towards us, sounds like a plan . Finding a clear area on the edge of a visible weed bed I cast 15 medium spombs of hemp/corn/14mm Retro baits MG and fished two rods on it baited with 12mm Kustom8 popups on multi-





rigs with inline leads drop off style baiting up after any activity with six medium spombs. Action was steady resulting in three takes, two landed and one lost which felt big (they always do) weighing in at 25lb and 27lb both commons.

The weeks had passed by and at last I found myself heading down to my syndicate lake full of excitement and confidence. R.H. Fisheries The Avenue holds an incredible stock of big fish which can be very hard to tempt. On arrival I got my bucket an off I went for a walk around. There were a few lads on, plenty of space

though and after talking to them learned a few lumps to 40lb had come out the day before. Wind was westerly into peg 3 'the steps' and that's where I set up. Fish had also been seen in this area. After leading around depth was very even at around 7ft with a bar at 48m coming to 3ft in depth on the top. Five spombs on the top of it and the same to the left but at the base of the bar. Bait was Retro

baits MG 14mm whole and broken plus some maize for the visual. Rigs were multi-rigs baited with 14mm popups to inline leads. I sat back and took in my surroundings, what a beautiful lake, immaculately kept and no sound except that of nature... a magical place to be. Nothing happened that afternoon



apart from the odd liner then a fish crashed down my left hand margin. Straight away I moved the left rod onto it. Thirty minutes later as I was watching the rod tips the left one bent round and line was ticking off. Lifting into it, it powered off I was at full tension but couldn't turn it or gain any line for that matter. It surfaced over the bar then dived and in a second I was cut off. Devastated...!

Not one to dwell I set back up and was angling with 2 rods again ready for the night with both spots topped up with another five spombs each. Morning came and went then at 2pm the rod on the bar was away. What a scrap it fought hard all the way in and this time in the net she went. On the scales at 37lb11oz! My first Avenue carp. What a beauty, well happy and cannot wait to get back down.

Rigs.

For ninety percent of the time I'll have my multi-rig on at least one rod. Always tied in the same mechanics i.e. loop size/height of popup, size of 'D', swivel loop size. The only thing

I alter is the length to suit substrate harder/clean=shorter and softer/weed=longer.

The popup I balance critically, the absolute minimum amount of putty to just hold it down. So it just delicately comes to rest pushed out from the lead every time it's cast in. I've never had one tangle yet. Leads are always inline as its instant resistance/indication they provide.


You know what they say? If it isn't broken, don't try and fix it. Until next time, take care.

Chris.





www.gctangling.co.uk



SONIK

POWAPACE
Power Boat Accessories



*Whats in
Mark Carpers
shorts ???*



Mark Carpers Shorts...!

This month in my Shorts we have....

- **Mono Main Line from Katran**
- **Mimicker 'Weedy Braid' from Katran**
- **A Gas Transfer Valve to get rid of those part used bottles**
- **Quick Change Swivel from RidgeMonkey**
- **Mini 'Nut' Grinder found on Amazon - perfect for boilies and more**

CRYPTON SYMBIOS...



A unique Mono Main Line that has numerous advantages over its competitors... only from Katran

• SYMBIOS is of the highest quality and with one of the best ratios of Diameter to Breaking Strain in the Katran range

• A true 'Symbiosis' of Advanced Technologies combining the Best Quality materials with the Highest Attributes... allowing Innovative Technology in 'Light Reflection'

SYBIOS Mono Main Line is like no other... Comprising of 50cm 'Alternating Sections' of a NEON Colour and a section that 'Mimics' the Colour any bottom

The combination of sections gives the line invisibility when on the bottom and will not 'spook' fish but at the same time, the 'Neon' sections will assist you to see the line above the water when using the W/B460 Pro Head Torch, allowing you to play the fish with confidence and control

Combine these unique features with a High Knot Strength and Low Stretch of around 13-14%, a Low Memory and a High Resistance to Abrasion and you can see why this line is unique...

...but it doesn't end there, Symbios line has a Polished Surface which aids the cast making this line suitable for Long Range Angling and it also helps to protect it from dust and dirt, so it stays clean and smooth for a longer

SYMBIOS has easy to remove 'Markers' every 250m and is supplied in a choice of Breaking Strains of 7.79lb @ 0.215mm - 9.54lb @ 0.234 - 11.69lb @ 0.261mm - 12.78lb @ 0.286mm - 15.5lb @ 0.309mm - 17.5lb @ 0.331mm

Each Spool is supplied in a Tin Can to protect it from UV Radiation and Physical Damage during transportation and storage..!!!

MIMICKER...



What's in Mark Carpers shorts

We all know what a 'Coated' Braid is and similarly, we also know what an 'Uncoated' Braid is, but what is a Braid when it's coated in a Braid...?? it's 'Mimicker' of course...!

... MIMICKER is in a class on its' own and definitely "First in Class" when it comes to innovation and design....

Katran took one of their Premium Uncoated Braid Hook Links, KORUND, and thanks to the use of a High Quality Dyneema that is then tightly woven it is strong and fast sinking and it also acts natural in any conditions.....

...then, via a new and innovative manufacturing process, they "threaded the Korund through an authentic looking Weed Sleeve" ...!!

The combination of the construction of the Korund and the 'sleeve' allows for natural movement in the water just like other aquatic vegetation....

Created to fool those "rig shy" Carp, having a hook link that imitates weed made perfect sense...

...and the fact it can also absorb the 'smell' of any Glug, Dip, Liquid etc. and release it over a prolonged period, without compromising the incredible Camouflage properties has to be a bonus...

Katran is proud to have designed the Mimicker and feel it is something that can add to that 'edge' we are all looking for

From experience, tying rigs with this Hook Link is pretty straight forward, using the Korund 'Inner Core' you can create any rig with ease but obviously, you cannot use a Knotless Knot

.... Although simple to knot, you must take care that you do not pull the 'Inner' through the weedy sleeve and to avoid this, I tend to leave the Hook Link on the Spool until the Hook end is tied

...other than that, it is simple to work with and effective in use and does exactly as it has been designed to...!

Available on 10m Spools in either 25lb or 35lb Breaking Strain and at a cost of around £9.00 per spool... and the colour... well, would you believe it's "Weedy Green" camo...??!!!

Gas Transfer Valve...



Not a new product, in fact I got mine over a year ago and used it several times over that period..

Makes it a simple task to FILL a Part Used gas bottle from other Part-Used gas bottles, resulting in a 'FULL' Gas Bottle...

So easy to do and takes a matter of minutes...

My first use I had FIVE 'Part-Used' Bottles and within 5 Minutes I had TWO FULL and THREE EMPTY Gas Bottles... completely empty too...

Saves space as it gets rid of Bottles but more than that, it means no more praying that the Part-Used Bottle will last the duration you need it to and no need to carry Part-Used Bottles in your kit...!!

I got a pack of two from Amazon for £11.50 and they work great.. I didn't need two but at £5.75 each it was a cheap option and I'll keep one at home, and one in my bag..!!

It is recommended that the Bottle you want to fill is 'Cold' and the Bottle you are emptying is 'Warm'....

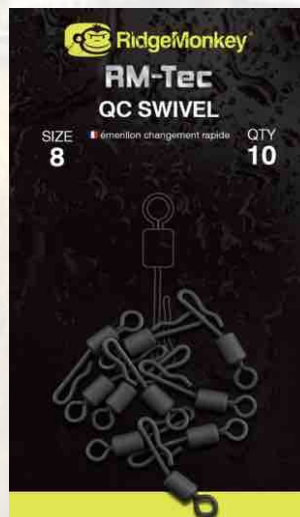
I put two in the Freezer for ten minutes.. and the other three I ran under the Hot Tap for a minute... resulting in a perfect transfer..!

There are several version on Amazon, including one at over £30... The cheaper ones work the same as far as I can tell...

Obviously, make sure you do the transfer outside and away from any risk of flame etc... I did mine in the conservatory and got a nice High....!!!

Search 'Gas Transfer Valve' on Amazon or Google to find them...

RidgeMonkey RM Tech Quick Change Swivel...



The notable part about this QC Swivel from RidgeMonkey is that the tip of the 'arm' or hook is curved Inwards...

This simple yet Highly Effective change to the humble Quick Change Swivel means that the 'rubber' usually used to cover the end and stop the

Hook Link from coming off, no longer gets trapped or worse, 'pierced' on the clip part...

This ends the frustration if trying to quickly detach the Hook Link in the net whilst the Hook is still in the Carp only to have the anti-tangle rubber jam itself on the end of the spike, meaning you then have to rip it off or "faff about" pushing and pulling until it decides to release...

Made from High Quality Brass with an anti-glare finish and available in a Size 8 in packs of 10

Mini Crusher...



This was a great find... a 'Nut Grinder'...!!

Better than the usual 'Crusher' we all use and ideal for a quick 'Crush' of Boilie, Pellets or even Tiger Nuts...

Literally takes Ten Seconds to crush a perfect little 'Bag Mix' allowing you to vary the mix each time..

Easy to clean, if you're that way inclined and Stainless Steel Crusher Blades so should last a while..

Search on Amazon for it... £14.99..!

Obviously not meant for crushing high volumes of bait but ideal for making bag's without having to do loads at a time..!



Embrace The Outdoors

Styled for the street constructed
for the great outdoors

APearel Dropback Winter Clothing Range
Available in Small to XXXL
Black and Green colours available
Nine garments within the range

AVAILABLE FROM ALL
RIDGEMONKEY STOCKISTS!!!



...Bait Choices by Richard Hughes





After speaking with 1,000's of anglers each year at shows, on the bank and also anglers who get in touch. There's a common theme that always surprises me.

Anglers who change baits on a regular basis, after mentioning they've had a great year using one of our baits only to say they

fancy a change. Think about that for a moment, you've had a good year using a bait. For it to have been a good year, my guess is you've had bad years using other baits ?

So why change, you have total confidence in the bait, a bait you've established on the waters you fish only to want to start the cycle again in the hope of better results.

We've heard time and time again at shows, anglers come to our stand and state they had their best ever years using Trigga, when asked why they don't use it anymore, there is usually silence for a few seconds before the same answer, marketing by other brands of the latest wonder bait. Only to find the wonder bait is far from a wonder bait only to be tricked the following year by the latest so called wonder bait. I'm certain many reading this are guilty of this, my guess you've fallen for a marketing campaign only to find poor results at best, many of these wonder baits no longer being available but replaced by the next on the nether ending conveyor belt. There will never be a bait that fish can't swim by, **FACT.**

You have high quality baits



that carp will readily accept overtime as a food source and feed on these with total confidence when they are looking for food over lesser quality baits that are usually over flavoured to catch the angler over carp. You will never get a carp to feed when not hungry, pre-occupied on naturals or spawning time, so accepting this is essential in any long term fishing campaign.



So think about it for a while, why start the process of finding a different bait after having a good year or two, unless you have had poor results over a prolonged period of time or you are targeting a new water that prefers a fishmeal bait over a nut meal etc. Quality baits don't blow as many would have you believe, carp are creatures of habit and return to feed on what they accept as food time and time again. It can come down to your approach that needs tweaking over the bait, this can be location, presentation or simply a change of colour of a hook bait is all that's needed.

Look at many of our more established and successful team members, they have been using the same bait in many cases for over 10 years and for some over 20 years and would never consider changing. You will hear time and time again after a slow session, not for one minute did they consider it being the bait. Myself included in this, it's usually my choices of swim that have let me down.



Summary

Before coming to the decision to change, look at your results over a 12 month period. Don't gauge your results against other anglers, but your results over previous years. Gauging your success against other anglers can be misleading, they could have been fishing more often than you or simply a better angler. Hard to

hear but there are anglers out there who do have a special talent year on year of coming out on top. It's hard gauging your success against these types of anglers, so gauge your success against your previous years.

We wish you all luck over the coming months in your personal fishing journeys, for those of you chasing a new personal best or if you're chasing one that has been eluding you. We hope this is your year and look forward to seeing your journey as this gives us great pride in seeing you succeed.

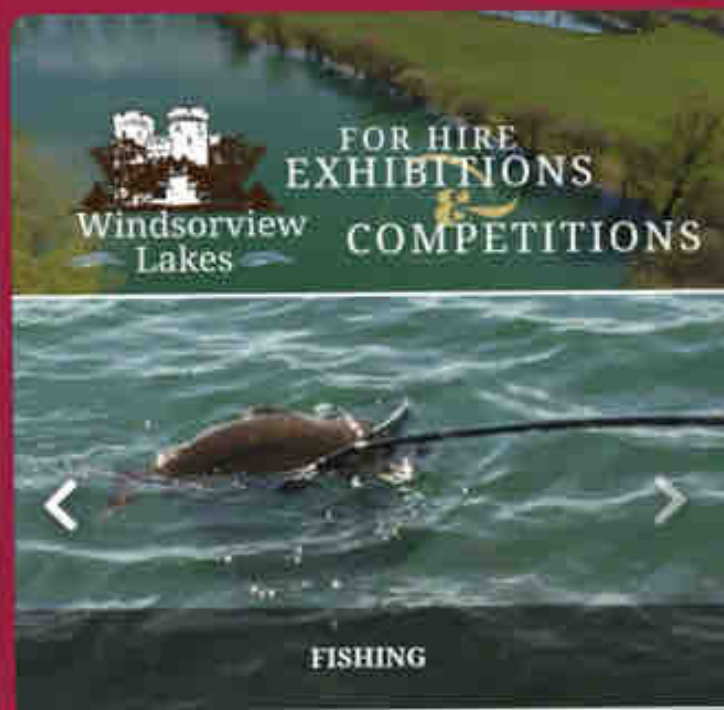
Tight Lines

Rich Hughes



The Carp4Kids Academy

5th to 9th of August



The Carp4Kids Academy
The original and best
5th to 9th of August
@windsorview Lakes
for more information
email
carp4ourkids@gmail.com



 @carprod66

For more details contact
carp4ourkids@gmail.com

A journey into Competition Carp Fishing



By Garedd Gardner

I get many messages though social media asking about competition fishing, where to start, what advice I can give and do you have to be sponsored angler to compete.

As with any discipline or sport, you must be passionate, dedicated, and willing to do what it takes to be the best you can. This I can honestly say is my mantra, my background is ski racing, I have represented England as well as GB at International level, even coming out of retirement and competing at the World Masters Games in 2019. Starting at a very young age, I learnt how to be an individual, work as a team, but most importantly it taught me the importance of dedication and practice.

I've fished for well over 40 years, and have always had a passion for it, back in the early 80's, I just loved fishing, I suppose I cut my cloth on the river Lea, catching Gudgeon, roach, bleak, even the odd stickle back, but as my angling improved I started to try and target some of the Lea's prize Chub, to which I became obsessed with, regularly landing Chub to 4lb and the odd one over 5lb

which was like whale back in those days.

In the late 80's my dad used to drive me to a lake in Essex called Holy Fields, an intimate 4-acre lake (albeit at the time I thought it was huge) where I would spend as much time as I could, after school, weekends school holidays.... If I wasn't skiing, I'd be fishing. This is where my Carp angling passion started. If I'm honest, I really wasn't very good or successful at catching carp... AT ALL!

Most of my time was spent sitting, watching and most probably annoying other anglers, asking any question I could think of whilst they were catching these amazing looking fish, I just needed to know how they were doing it. I'd be using





set the standards for what is now at a click of a button or instantly available on YouTube.

What made these guys different, is that they weren't afraid to stand out, they didn't just conform and follow what everyone else was doing, they did their thing whilst ultimately educating others, and this I believe sets you apart not just

in life, but in anything you want to be the best at and be recognised for..... This is a good starting point for any angler wanting to be the next Dave Levi or Ashley Izzard.

cheese, luncheon meat, maggots & worms, but just couldn't catch one..... Then, in 1991 I landed my first ever Carp, a huge 16lb common, I was made up and this is where my journey started.

The world is a very different place to what it was back all those years ago, there was no real social media other than fishing magazines, this was really the only way of seeing what was going on and looking at the catch reports from the likes of Terry Hearn, Rod Hutchinson etc. or the late great John Wilson who would laugh his way through his tv fishing adventures, and then followed on by Matt Hayes who both spire headed fishing on TV. These guys

For anyone wanting to get into carp match angling, regardless of what age you are, the best way is to get yourself into carp social events, there are many



held across the UK and a great place to start. You meet like minded anglers, who in my experience are more than willing to help and support newcomers or people looking for advice, it's a great way to home in on your watercraft skills, or even try and understand what another angler saw when selecting their swim choice.

There's normally prizes for 1st 2nd & 3rd along with the biggest fish award. There are some great companies out there, many more than in my day (which to be fair was pretty much none) that are set up to accommodate from entry level match anglers who are wanting to take the next step, right through to the circuit match angler. Check out: Biggun Carp Cup, LVD Carp Crusaders, CarpTour, Serious



Carp Socials to name but a few, but do get yourselves on as many socials as you can, you never know who you might meet, and its definitely the way to go if you want to take a step up from just being a recreational angler.

Competition angling isn't like just going fishing for a few days and expecting to catch some fish, getting a good night's sleep, or making a few moves round a lake until you get on them. It's much more than that, it will take your emotions from being super positive and confident to questioning your own existence. That may sound a bit dramatic, but believe me, the highs and lows are like tidal waves throughout the match. Once





you've drawn your peg and set up, that's it, you gotta make it work for you, that will entail sleepless nights, hard work, strategy, physical and mental pressure. There maybe a team or competitor in a different peg on another part of the lake that's hauling, making you question if you'd picked the right swim, is my baiting approach wrong, is my rig fishing, should I be using a bottom bait / zig or Pop-up's..... Ultimately, believe in what you know, and even if you don't win or even catch, there is always A POSITIVE, you will have leaned something, and that is the key to your future success!

Preparation is everything!
Fail to prepare, prepare

to fail. This is true in any discipline, but especially when it comes to competition angling. So, what is there to prepare for? Well, everything! It starts with the lake, finding out as much information as possible, size, depth, swims, past catch reports, what tactics have been successful in the past etc. Don't underestimate the importance of the weather condition for the time of year you're going to be there; Wind direction, change in direction, is it going to be a high- or low-pressure, is there a cold spell or is it going to be sunny etc. All these points will make a huge difference when selecting your swim or making the most of the swim you are in. Conditions and



lake knowledge are just the starting point of your preparation, tying up enough spare rigs, solid bags, prepping your chosen bait, will all give you an edge when your time is limited, and you need to get your rods back out on the spot after a take. Feeding spells maybe limited, and those few minutes saved, may just land you an extra fish to two.

Preparation isn't just weather conditions, baiting approach, or strategy, it also entails practice, what I mean by this is you maybe competing on a large water where the fish are holding up in the middle away from the angling pressure, so being able to reach those spots at range takes practice and



technic. Taking time to get out and practice your casting, for not only distance but accuracy must not be underestimated. Having the ability to cast at range and being accurate is certainly an edge. Some of the most successful match anglers I know regularly go out on a field or to a large water and just practice their casting during their down time, or between matches.

Get all these elements right, and match fishing can be a real nail biter, no matter how laid back, experienced or controlled you think you are; I promise you, there will be nothing that can prepare you for that emotional roller-coaster as you head into the final morning or minutes of a competition.

I can give many examples of this, but the most notable for me



came in the 2023 season, the first occasion was in the BCAC last June, we were competing at Berners Hall fisheries and coming into the final two hours we were winning by 1lb, it had been a battle all weekend between us and another pair, Paul Gordon & Vernon Kearl. As the final hour of the match approached, we could see they were into a fish, the time taken to land it felt like an eternity, but as they got the fish over the net, we knew that our time had run out, even though we came second, we couldn't qualify to the next round.

A few weeks later, myself and Cory Conner entered round 3 of the Linear league on B1, we had missed the previous rounds due to other matches coinciding with the dates, but knew we had our work cut out to catch the leading



teams but still felt confident this was going to be a good weekend. We were fully prepared, and had followed the weather conditions, we knew the lake and that there was going to be a wind change, plus incoming low pressure. Walking round the Lake prior to the draw, it was obvious the fish were holding up in front of swims 28 to 35, but with the incoming weather change felt they would move. This would be a gamble, but when we were drawn first out of the hat, it was a gamble we were willing to take. With our chosen swim now set up, we set to work with our strategy – Long range, accurate baiting, every 30 to 45 minutes which would be our tactic for the entirety of the match. The linear League is about the five biggest fish throughout the six rounds, so



the big haul's wouldn't really make a difference, thus targeting where we felt the biggest fish would be. The first 12 hours was sole destroying, watching the competitors on the other side of the lake having double, triple takes.... Had we made a mistake, was our strategy wrong, everything you could imagine was now creeping in. As midnight approached, my middle rod ripped off, the wind had changed, the low pressure was upon us and the thrill of landing our first fish was a relief to say the least, as the night went on, I had another 5 resulting in us now being in 4th position heading into the final 24 hours.

We carried on with our baiting tactic throughout the next day, but the fish had now moved off and we once again edging our bets. Cory had now gone 36 hours without a bite, was getting frustrated and questioning his tactics, but this is where teamwork comes in and you need each other to help pick one another up when the times are tough.

I had competed in back-to-back competitions in the previous month and fatigue was kicking in, we approach the final evening, and I hit A BRICK WALL, I couldn't cast, my arms were done, I was tired

and just had nothing left in the tank. I had to get some sleep, even if just a few hours.... Whilst I was having a much needed power nap, midnight approached and Cory was in, he came and woke me up with a huge smile saying I got one. This was ALL we needed, the tables had once again turned and it was Cory's turn landing another 5, the biggest being 39.12 spawned out mirror, giving us the win and putting us 2nd over all in the league table.

We went on to win the BCC Linear League 2023 title.



Preferences - Tubing or Leader



by Mark Carper


This is not written as a definitive guide to using Tubing or Leaders but more of a “my experiences and preferences” of the use of either...and hopefully it will be some use for those that have never used one or the other or even both....

Tubing has been used in Carp Fishing for many years now and has ‘evolved’ over time to become much more supple and heavier than the original that was first introduced, some of which was simply Silicone or PVC Tube that was so soft and ‘springy’, it was more like an elastic band..! Other tubing was actually a hard plastic tube sometimes with an in-line lead fixed to the end and I remember using this for many seasons and to good effect and I am sure you can still buy this type of plastic tube to use as “Booms” for Cat Fishing??!, but tubing has come a long way in terms of flexibility and how it can follow contours and also ‘sink-ability’ with the addition of tungsten and even Stainless Steel if you opt for my favourite, the ‘FreeFall Braided Tubing’ from RigMarole.

...the same can be said about ‘Leaders’ too which have evolved from Lead Core to a vast array of materials that can be spliced or even solid ‘Fused’ Leaders and of course you also have the lead-free options from RigMarole and Katran, which use a very heavy, very flexible, very thin ‘Chain’ in place of the lead and is used exactly the same as the lead-core in terms of splicing etc. right through to the ones that contain no insert and are soft and supple woven braid with a hollow core, and even some that are “Tungsten Impregnated”..!!!!

Tubing

To my knowledge, which is not that of a ‘Carp Historian’, Tubing was first used for the ‘Anti-Tangle’ properties it gave when using supple Hook Links such a ‘Dacron’ (the Dacron I am referring to is the original stuff used as Fly Line Backing..!) and from experience, the solid Plastic Tube was





superb at doing this and also when fishing “Heli” style rigs it stopped the swivel damaging the Mono Main Line. It was also available with a ‘Link Swivel’ trapped between two beads to further assist the anti-tangle properties of the aforementioned set-up.

As well as the anti-tangle aspect, all tubing in its’ various guises offers protection from the swivel when fishing Helicopter or Chod set-ups or when using a free-running lead set-up and another

benefit is stopping the bare main line from coming into contact with the side of the Carp, and therefore minimising the chance of the line lifting a scale or causing other damage. I don’t recall the tubing being used primarily to protect the carp from bare line back in the early 80’s, but that soon followed as a selling point, although I could be wrong and maybe that was the primary thought...?!

I guess no matter what set-up we use, we should always consider fish welfare at all times and I guess that the advances in materials and technology have aided this, especially the soft Fused Leaders.

Most rig tubing is now supple, and the majority of it sinks like a brick – which helps disguise your main line near the rig (if that’s important to you) and it also helps give protection to the main line from snags etc.

With so much choice of tubing, the only real downside is threading the damn stuff..!!! I, like many others have been on



the verge of launching my rod and reel in to the bushes with the frustrations of threading the main line through that tiny little hole... and I have even witnessed anglers cut the tubing in to smaller sections to thread the line through, especially on venues that have a "Leader Ban" and surprisingly, there are quite a few venues that only allow tubing, although I feel this is more about anglers inability to 'SAFELY' construct a rig using a leader, than the leader itself. That said, threading mono through sections of tubing is completely counterproductive both in terms of 'Anti-Tangle' and Fish Care...!



For those of you that use tubing and have suffered the frustrations it can bring, you really do need to give the RigMarole FreeFall Braided Tubing a try... you will be amazed at just how easy it threads. For more information, check out a previous article in issue 91.. click the link.. <https://online.pubhtml5.com/kzxy/jwrj/index.html#p=85>



Leaders

Leaders, not to be confused with "Shock Leaders" of which there are also varying types from Braid to Heavy Mono and even Tapered Leaders and are used to take the 'Shock' off the Main Line during the cast, but the ones I am referring to are the ones that we would use instead of 'tubing' and are there for the same reasons as the tubing....

...are often made from fast-sinking materials that follow the contours of the river or lakebed when the line is allowed to settle and these leaders come in various formats including Lead-Core (a thin length of lead is encased inside the woven braid) or as mentioned earlier, Lead-Free with or without any internal material contained within the Woven Braid Material and also as Fused-Loop Leaders which can be found made from various materials and in various colours from translucent fluorocarbon to silty black nylon and even plastic coated fluorocarbon... the fused versions can also be purchased with various swivel attachments on one or even both ends, to allow the construction of various set-ups and even ones ready for the Helicopter or Chod Rig set-up. Fused Leaders are sold in fixed lengths.



Braided Leaders of all types can be purchased on a spool, which allow the user to 'Splice' Loops in to the ends giving them the option to choose the length they prefer or need for a given situation and also allows all manner of set-ups to be created, but the use of any type of leader is to



lessen the chance of the rig tangling on the cast and to protect the line nearest the rig from abrasions, the latter being the primary objective in my opinion as some of the braided core-free leaders are more supple than some Mono Lines..! Obviously, any form of this type of Leader will also protect the flanks of the carp during the fight, just like the tubing.



The majority of pre-made leaders, either fused or spliced are available in one or two sizes usually around 50cm and 100 cm and it appears from what I have seen on the bank, many anglers prefer the shorter option unless they are fishing 'Chod' style or in very 'snaggy' waters especially if they need to fish "locked-up", but it is usually down to personal preference and what you have confidence in.

Many of the pre-made Leaders, in all formats and materials can be purchased with 'Safety' options built in, which takes the guess work out of the set-up, especially for those with less experience.

Again, from experience, it seems that the majority of Carp Anglers will opt for a Braided or Fused type Leader over Tubing unless the water they are on has a 'Leader Ban'. I can only presume this is down to the convenience that Leaders offer and they feel the protection afforded to their Mono is greater.. and a little down to the fact they can't be arsed with the hassle of threading the tubing...!!

Personally, I prefer to use Tubing.. I feel it is one less knot in the Mono, so one less weak point and the RigMarole FreeFall that I use offers distinct advantages over other tubing and leaders such as being able to absorb a liquid flavour and I can thread the 100cm version, even when it is wet, with ease, which makes it my number one choice for all my angling situations.

As a quick summary, I would add the following...

Rig Tubing



Most Rig Tubing is fast-sinking thanks to the inclusion of tungsten particles and as the diameter is thick, relative to the Mono Line running through it, it offers excellent abrasion resistance and great fish protection. The weight ensures that it sits well on the bottom and it has good anti-tangle properties for a multitude of set-ups. The minimum length I would use is 50cm and the maximum about 100 cm

Leadcore / Chain Core

An effective Leader which allows fast sinking due to the weight of inner-core material and good abrasion resistance due to the woven braid outer. Used correctly, it is as safe as any other Leader but used in the wrong way, it can hinder the lead/rig from ejecting and tether the fish with terrible consequences.

To attach it to your main line, you can splice a loop for “Loop to Loop” connection or you can use a Needle Knot.

Woven Braid – No inner Core

The low diameter, abrasion resistance and strength gives this type of Leader a real advantage when you require a longer leader of over 100cm or in very snaggy and/or weedy conditions where strength and abrasion resistance are key. Anti-Tangle properties are not as good as Tubing or Lead/Chain Core due to the suppleness of the Leader material but do not add to the issue. To attach it to your main line, you can splice a loop or you can use a Needle Knot.

Fluorocarbon / Nylon leaders

Due to their ease of use and the thin diameter but very strong

construction, these leaders have become very popular. Add to that the superb abrasion resistance and the ready-to-go set-up options available, both types of these are a good choice for a quick and solid set-up. Both types of material are dense allowing them to sink well and the fused loops are extremely strong... simply attach to your main line with the "Loop to Loop" method.

Fish Safety

I know you all hear it constantly but it is worth a mention in connection with all of the above...

No matter what your choice and for what reasons you are using either Tubing or a Leader, you must ensure that the rig and/or lead can separate without obstruction if the Main Line snaps... a carp with just a hook and hook link in tow can soon eject it but a carp dragging a very strong leader with the lead possibly still attached can be fatal. I still see anglers using a swivel to connect their Mani Line to the Leader or using a tight fitting 'Bead' as a Lead 'Back Stop', which to most are obvious "Don'ts"... but how many of you still mis-use the good old Lead Clip... so many anglers still 'Jam' the Tail Rubber in place or do not realise what the little 'pin' that comes with many Lead Clips is for..!!!

Instagram – @mark_carper257





Reviews

Featuring -

Good old chips - Anthony Wood

CAMH20 hooklink - Mark Carper

Good old chips.



By Anthony Wood

Chips have always been a staple food whenever I've gone fishing whether it was a bag of chips from the local fish and chip shop or whether I had managed to make some on the good old gas stove with a battered old chip pan.

Recently I found a nice little camping chip pan that didn't take up much room and was perfect for making double cooked chips.

Having a practice and making some chips at home got me thinking about the good old days and it got me thinking that I always used some sort of fork to eat the chips with as I didn't want to get the grease and oil from the chips or the chip pan on any of my fishing tackle.

I remembered that when I went to the local fish and chip shop, they always gave you these brilliant little wooden chip forks. The problem was they always added a wooden flavour to your chips, and you could also only use them once.

This was remedied a little when they introduced plastic chip forks as





you lost the added wooden flavour but it was adding plastic to the environment and although you could probably wash and reuse them, the chances of a plastic fork being reused were almost zero (plus they regularly snapped as they were rubbish.

The other great thing about chips is that carp (and silver fish) love them as well. They make a fantastic hook bait for in the margins!!

Now, what actually made me write this review was that whilst I was reminiscing, I was searching on Google for some good old fashioned wooden chip spoons to put in my fishing bag. I came across a company in Germany called GravurSchmiede who on first glance produced various wooden name plaques, picture monograms, key racks and other wooden products.

Although the products looked good I couldn't work out why it had shown up in my search for wooden chip shop forks as I couldn't see any. However, on further investigation I found something that was even better!!

There on one of the pages were three different types of chip forks. The absolutely brilliant thing about them was that they were made from high-quality stainless steel. Not only had I found my chip shop forks, I had found a hygienic, sustainable, durable and reusable fork that I could also have laser engraved with my name!!

Looking at the page there was actually three different styles to choose from. The first was called "Classic" and was the good old classic chip shop fork shape with three prongs.

The second was called "Heavy" and had two prongs as fingers and an engraved thumb on the palm reproducing the popular heavy metal hand gesture.

Finally, there was one called "Tool" which was a very similar design to the "Classic" but had a bottle opener making it even more useful.

I picked the ones that I wanted and eagerly awaited their arrival (5-14 days from time of purchase). When they arrived I wasn't disappointed, these are absolutely brilliant and well worth the eight(ish) euros each.

No more messy fingers or fishing tackle when I have chips and sauce, mushy peas, curry sauce or gravy when fishing.

Someone asked me how I had them shipped to the UK as the website was only giving the option for Germany. I thought that this was a bit strange as I had ordered easily, I messaged Gravurschmiede to see why and they told me there had been an error on the website which they fixed after they had seen my message.

As a thank you they gave me a discount code to give out to anyone who saw and liked my reviews and posts. So... If you use code "Anthony" in the discount code box when you purchase two or more items from their website, you will get 15% off!!

Check out the website (link is to the actual chip forks page) <https://gravurschmiede.de/collections/pommes-pieker>

Facebook www.facebook.com/Gravurschmiede

Instagram www.instagram.com/gravurschmiede

CAMH₂O - Fluorocarbon Hook Link from RigMarole

RigMarole
FINELY TUNED TACKLE

CAMH₂O
CLEAR STIFF LINK

25 lb

20m



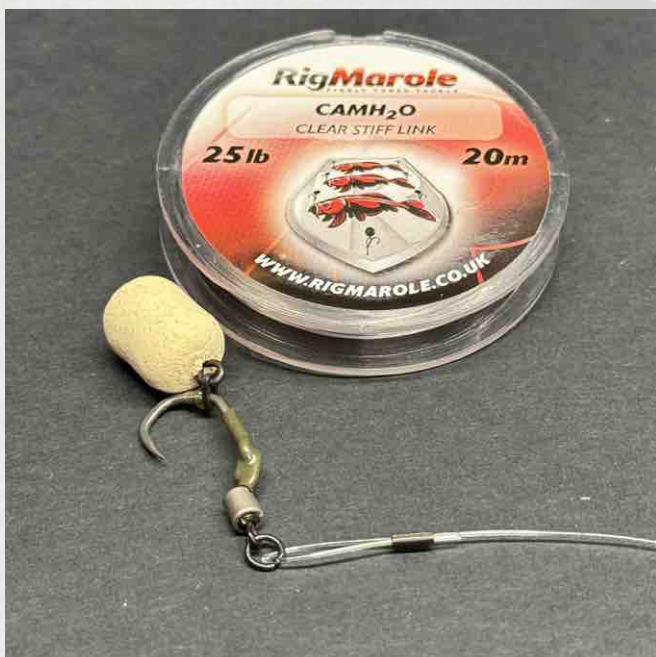
WWW.RIGMAROLE.CO.UK

by Mark Carper

To describe the **RigMarole CAMH2O** as a “fluorocarbon Hook Link” is a bit of an injustice as it has a unique advantage of the numerous others on the market...

... “well it’s not a new product” I hear you say and you are correct, in fact, it has been around for nearly twenty years now but it is still a very innovative Fluorocarbon Hook Link never the less...

Before I discuss the details and results of some fairly unscientific but rigorous testing I have carried out on the CAMH2O, let me state that this is a completely independent review of a product I only got hands-on with in Holland back in 2023 at Carp den Bosch of all places and only then because the RigMarole Team, including the owners, happened to be staying at the same hotel as I was, and we got chatting over a few beers..!



I then visited their stand at the show and had a demo and play with their range of products of which, two stood out to me.. the first being the excellent and again, unique, FreeFall Braided tubing, which has been reviewed in issue 91 of the Magazine already and can be read here... <https://online.pubhtml5.com/kzxy/jwrj/index.html#p=85> ...and the subject of this review the CAMH2O.. and here is why..

Along with a certain ‘Stiff Boom’

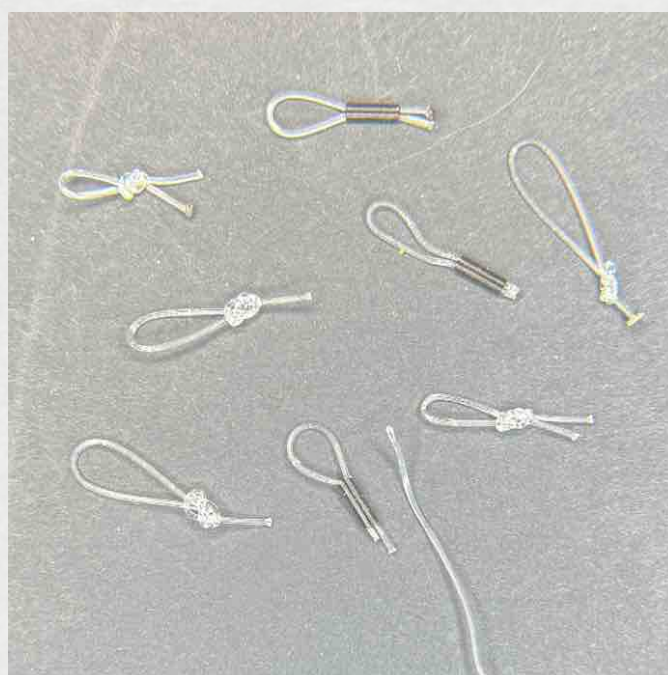


product, I use a Fluorocarbon as the 'Stiff' section for my Ronnie Rigs and also for my 'Combi' Rigs, the two of which I use almost exclusively in my fishing as they bring me good results. The biggest pain the arse however, is the fact to straighten the rigs means I have to boil the kettle, regardless of whether I need a brew or not...!!

You all know the scenario, you want to get the Fluorocarbon 'Boom' section or the Rig itself nice and

straight or maybe you want to get that killer 'Curve' in to the Choddy, so it's kettle on, wait for the steam, hold the rig over while stretching it out/ curving it and then carefully get it set-up on to the Leader/Line ready for casting... Okay, admittedly it doesn't take more than a few minutes, five at most (depending on your burner and the air temperature) but it is still a pain in the arse.. But... CAMH2O changes all that in an instant, in fact, you do not even need to carry the burner or kettle with you as the unique bit about the Fluorocarbon Hook Link is you simply 'Pull It' and it stays pulled.. in other words, is then becomes and stays straight... or alternatively, you simply curve it with your fingers and it stays, well, curved...!!

...now, that is not just unique to a fluorocarbon, it is also time saving and makes using certain rigs an absolute breeze... but that is where I had the problem and was one of the main reasons I never tried the CAMH2O over the many years it has been about.





My concern was that by applying tension to straighten the material for whatever rig I was using, was I constantly weakening the line as the stretch was possibly causing the fluorocarbon to get thinner and therefore weaker and also, I wrongly presumed it was just a gimmick, a bit like I did with the FreeFall Tubing but

after trying the CAMH2O at Den Bosch and having the opportunity to test it to destruction, at no cost to me, I was quickly sold on the benefits of such a material.

Home Testing – The Prep...

For the purposes of this review, RigMarole kindly sent me a spool of the Fluorocarbon in both the breaking strains that they offer, 15lb and 25lb. At the time of writing this, I have only tested and used the 25lb version. The reason being, the 15lb is too thin, in my opinion to use as a boom section for either a Ronnie or Combi rig but would be great as a Fluorocarbon Hook Link for say the 'D Rig' or similar, it is just not a rig I use much, but I will get around to doing similar tests.

For the 25lb version, I created several 'full rigs' of the Ronnie, Combi and Chod type and I also created lots of ten inch (10") Hook Links with Loops at each end created by using the Figure-Eight knot or using a 0.06mm Crimp or a combination of the two and I also constructed several Hook Links with swivels on each end attached via the Figure-Eight knot, Palomar knot (a personal favourite of mine) and crimps and again, a combination of all of them, i.e. a Crimped Loop one end and a Palomar

Knot the other etc. etc.

I then proceeded to destroy all of them with a 'Direct Pull Test'. This means loading the line under a direct pull and not via a Rod, Reel and Main Line set up.. The Device I used was a calibrated "Digital Force Meter" set to measure and hold the maximum force applied at the point of the CAMH2O failure.. in other words, to display the force at which the line snapped...!



As the Spool is marked in pounds (lbs) that is the unit of measurement I used on the meter. To replicate the conditions of the tests, the meter was fixed to a solid surface at all times and the Rigs or Links were all of a very similar size, give or take 5mm.

The results were pretty convincing and the failure point on all were very similar except for one and I will come back to that one. It is worth mentioning at this point that nearly all breaking strains indicated on any fishing line, be it Braid, Coated Braid, Mono Main Line or Fluorocarbon is quoted as being the "Knot Strength" and often with a manufacturer recommended knot. The CAMH2O does not give a recommendation for the type of knot, hence why I tried a few variations and neither does it state it is suitable (or not) for use with Crimps, again the reason I tried them. For the record, I used the 0.06mm crimps from Korda (Krimps) and the same size from RC Tackle and both fitted and crimped the CAMH2O as would be expected.

The Execution

Each Rig/Link was tested in the same way by either attaching the Loop or Swivel to the Force Meter and then using the same Puller Tool on the other end.

The Force meter was reset and zeroed each time and then the hook link was pulled as evenly as possible (by hand) until it snapped...! The screen would then show the maximum force applied at the time the break occurred.

I did this for each one and kept a record of the knots used and which end the break occurred nearest to...

The Results

It is safe to say the results I got has given the greatest confidence to include the RigMarole CAMH2O Fluorocarbon Hook Link as part of my Rig making for the Ronnie, Combi and Chod.

For each set-up the break always occurred above the knot or crimp and always within 2 to 10mm.. never in the middle and never at the same end.

The Knots

Each type of knot appeared to fail in the same way, with the line always breaking above the knot regardless of the type of knot or whether it was just a loop or attached to a swivel. Failure always occurred between 22.8lb and 23.7lb but remember, the knot itself, never failed and that is where the breaking Strain is measured by the manufacturer on some pretty expensive and



very accurate equipment... and not by some bloke in his albeit "posh" Shed..!

The Crimps


Keep in mind that RigMarole makes no statement about using crimps of any description with the CAMH2O and this was just to satisfy my own curiosity as I have done with numerous makes of fluorocarbon Hook Link with some success but some massive failures too...

The Hook Links that were knotted at one either as a loop or to a swivel end and Crimped at the other the same, broke at the knot end between 22.7lb and 23.6lb... but... the links that were crimped both ends to form a Loop, consistently, and I tested four of these to be certain broke within 1 to 2mm of either end but at a pull rate of 23.8lb to 24lb.. the best I managed of any of the tests, which was a genuine surprise I felt the Crimps would be the weakest and was fully expecting them to slip as they do on numerous other fluorocarbons..!

The Rigs

This was interesting as the Ronnie version which used the CAMH2O as a boom and was attached to the Force Meter Loop first and the Hook was then pulled with the 'Puller' always broke exactly the same as the bare links, close to the Loop Knot or Crimp, always with a few ounces of the others and never at the hook end...! failure was between 23.1lb and 23.8lb However, the Combi-Rig was more of a concern... I constructed the rig in two ways, both of which are my 'normal' set-ups.....

.... the first is to join the Uncoated Supple Braid and for



this I was using a 25lb hook link (not from Rigmarole), to the Stiff Boom, in this case the CAMH2O via the Albright Knot and the second method I use, which allows me to change the Hook without scrapping the whole Link is using the 'Loop to Loop' method and I usually crimp the stiff section to create the loop and as the crimps had performed so well on the CAMH2O, I did this for the testing...

The knotted version performed well but surprisingly, it was the Uncoated braid that failed.. at 21lb. The failure happened closer to the knot than the hook. I only did this test once.

However, it was the loop-to-loop test that shocked me the most and that is because the CAMH2O failed at the point where the two loops met and it literally snapped clean at just 17lbs... the only explanation for this is that the Uncoated Braid with that amount of direct force simply sliced through the Fluorocarbon.. I repeated the same test but using a 'Coated' Braid of 25lb and this time, the coated braid gave way, in front of the loop knot at 22.7lb, again this was not RigMarole Braid.

That One Test...

Now, I said I would come back to one of the rigs and that was a Chod, or at least my favourite and most successful 'Chod' I have ever used... the "Double Stiff" Chod..!

This is tied exactly as you would any other Chod Rig but you 'Double-Up' the Fluorocarbon or Chod Filament etc. You still tie off to the large eyed swivel using a two turn 'Blood Knot' and you curve it in the same



way, although unless you are using CAMH2O you will need to put the kettle on....

...anyway, I tied this with the CAMH2O just to see if I could and it was easy to work with and curve and when tested on the force meter, it broke just below the swivel knot but at 36.8lb which was impressive and a real shock to me. I tried this twice and the second went to 37.4lb.. so that's another one for my rig box.

Earlier Concern

To address my earlier mentioned concern about the CAMH2O weakening by pulling it to straighten it, I took a 30cm length and created a loop at each end using the figure-eight knot.. I then pulled until it gave way. As it always snapped close to one end, I simply re-tied the missing loop and repeated six times until I was down to around 15cm... the final breaking point was recorded at 23.6lbs which was consistent with the results from a single pull, so it definitely does not weaken when you straighten it and let's face it, you are not going to pull it until it snaps to straighten it are you..?!

Conclusion

I informed RigMarole that I would be doing this review and that I would use the figures from my testing and they had no issues, even though they have not been given the heads-up of the results. From what I can determine, I would have and do not have any concerns adding the CAMH2O to my Tackle Box and have already landed two Carp on a short-day session using it as a boom for a Ronnie.

For a Fluorocarbon that is not specifically designed for use with Crimps, it is impressive that it works so well but I am equally at ease with using various knots. I have always been told that any Hook Link that can handle up to 14lbs on a direct pull is more than adequate for Carp Fishing purposes as to get a direct pull to that level is near impossible through a rod and line.. so, lines that are consistent between 23lb and 24lb on a direct pull are more than enough land even the biggest Carp, in fact, it is more likely that your knot will be the cause of any failure or something

sharp in the water.

Testing Context

To add some context to the testing of the CAMH2O, I also tested three other brands alongside but as this review isn't about them or a direct comparison, they will remain nameless.... Two performed very similar to RigMarole even though they were a different type of Fluorocarbon and needed to be steamed, and one, to my utter amazement performed poorly braking several times at least 5 to 6lbs below the stated strength, which was not expected...! Same Knots, Same Length and Same Test process.. in fairness, none of them failed directly at the knot though..!

LINKS

RigMarole

Instagram - @rigmarole_uk

Web: - <https://www.rigmarole.co.uk>

Instagram - @mark_carper257

Instagram - @talkingcarp.magazine



ANGLERS CHARITY AUCTIONS



THE

ROSE

APPEAL



ACA Bank Buddy

Waterproof Wireless Speaker has been designed and built with outdoor adventure's in mind,

A Great addition to your kit.

Product features include

Bluetooth connectivity

Hands Free Call Facility

Two Way Control


Aux Input

Built in FM Radio

Shock Proof

Only £27.99

Visit www.acaproducts.co.uk





Catch Reports

Featuring -

TMC Crew
Castaway PVA
Deception Angling
Nutrabaits

Niki Wildman



On March 1st-3rd Myself and Catherine Robertson, of Carp Team Scotland Ladies, competed in the Wyreside winter doubles match. Held across 4 lakes on the complex, with 66 people competing, of which we were the only 2 female anglers in the entire match. Even though the conditions were horrendous with torrential rain, we did not give up. Between us, we landed 6 carp to 22lb, for a total weight of Carp of 96lb 6oz. Which landed us the top spot winning first place in the entire match! Which, being the only girls up against 32 pairs of men, was just unreal! The first is a picture of 2 mid-upper double Carp we each caught in very quick succession. The 2nd was our 6th fish landed, 20 minutes before the end of the match, which cemented our top spot!





TMC CREW 

Andrew Dickenson



TMC CREW 

Ben Dickenson



TMC CREW 

Ben Heslop



TMC CREW 

David Crouch



Freddy



Harvey McMahon



Josh Harpin



Simon English



Steve Butters



Steve Hodgetts



Stewart Ball



Trevor Saunders



carpsocials.com

The Best carp fishing events at amazing venues. Join us for the next carp event.

For Bookings & Info Please Visit carpsocials.com



Supported By



M & B Contour Map Fishing
Showing you today where to Fish tomorrow
www.contourmapfishing.co.uk



Castaway PVA

Jay Elliot



Karl Forrest



Castaway PVA

Matt Bush



Lewis Kennedy



Castaway PVA

Andy Hyden



Adam Honeysett



Castaway PVA

Craig Rocky



Phil Hawkins



Castaway PVA

Damian Wheway



Matt Eade



Castaway PVA

Terry Howlings



Castaway PVA

Bruce Hough



Deception

Angling

Dan Telling



David Anthony Brown



Deception

Angling

Barry Oconnor



Matt Bush



Deception

Angling

Kayden Walters



Adam Honeysett



www.
pavyottsmillfishery.
co.uk



For Bookings
Call Anita on -
07913 953844



**Pavyotts Mill is a superb 10 acre dedicated Carp fishing complex,
comprising of 3 lakes which are well stocked to an impressive
50lb plus**



**Greg Caron - Trigga
pineapple N-butyric.**



**Jesse Moose - 15m cream
cajouser boilies**



**Karl Brandreth - 21lb 8oz
mirror - 12mm
Pineapple
& N-Butyric Pop-Ups**



**Ben Selby - 29.8 -
White Trigga Pop-Ups**



Matia Silva - 43 kilo (94lb 06oz) mirror from Salasco lake in Italy - Trigga Pineapple & N-Butyric



Rob Gainer - new PB of 51lb 10oz - Trigga hard hooker topped with a 12mm pineapple pop up

Etang St Pierremont

Champagne-Ardenne, France



Visit

<https://www.etangstpierremont.com>

Since purchasing the lake in July 2018, the work has been ongoing, five years ago upon purchasing the complex, after being greeted with complaints from day one about brown water from the village bore hole and a non-working gas boiler we set to work.

After replacing gas boilers with electric water heaters, we then set about installing our own water purification system and am pleased to say that we now have quality clear English standard drinking water.

Last year we introduced fibre broadband and the lake is now completely covered by fast Wi-Fi, air conditioning is more than effective as is the heating in the three bedroomed guests accommodation.

Throughout covid we like every other lake in France struggled but survived moving guests to the following years at our own expense and are pleased with the outcome, year after year our returning guests return complimenting us on how the establishment has improved over the years since we took over.


This year the lake now has a full time Bailiff who is an excellent cook, two freshly cooked hot meals a day with baguettes at lunchtime delivered to the bankside has received very positive feedback, as has the covered pool table and charcoal BBQ which has enabled groups to socialize in the evenings.

As for the fishing during covid weed did appear and eventually got the better of us, thanks to Ben at Gills & Scales and his incredible specialist weed removal boat the weed with roots was successfully removed last September, some weed is inevitable but we now know who to call sooner rather than later should it re appear!

The current lake record is **64.5 lbs** this incredible fish has not been out for eighteen months, there are now multiple fish in there mid 50's, at the time of writing this groups are currently hooking out nineteen fish a week, people wish they could stay and several groups did last year when the following week from theirs was un sold.

This years plan is to completely re-roof and floor the lakeside house eating area and in the winter of 23/24 install electric power points around the lake and net the lake to reduce bio mass.

Our website is updated regularly with a live booking calendar Enquiries and bookings can be requested through the website or by calling **07774747237**



THIS MONTHS ADVERTISERS -

ACA - ANGLERS CHARITY AUCTIONS

CASTAWAY PVA

DECEPTION ANGLING

GCT ANGLING

MAINLINE BAITTS

RIDGEMONKEY

SERIOUS CARP SOCIALS

Thanks for reading

**Send your articles and catch reports by the
28th April 2024 for next months magazine**

brian.dixon@talkingcarp.co.uk

mark@talkingcarp.co.uk

markcarper@talkingcarp.co.uk



**THE CARP MAGAZINE
FOR CARP ANGLERS WRITTEN BY
YOU !!!!!!!**

'The Talking Carp Team'

Brian Dixon
Mark Faulkner
Mark Galli
Dave Harnick Snr



"Smart Liquid forms an essential part of my angling approach summer and winter. I use it on boilies, pellets, groundbait and particles because I have proven in my tank that the fish go crazy for it in cold and warm water.

They feed sooner, harder and longer when it's in the water massively increasing the chance of a pick up. I literally would not fish without it now. Look out for Thinking Tackle On Demand at Embryo Broom this summer, I smash the lake and have this mega mirror called 'Bullion' all using the Smart Liquid!"

- DANNY FAIRBRASS

FISH SMARTER NOT HARDER!

Water is the catalyst to **SMART LIQUID** infiltrating its underwater environment; throughout the lakebed and bottom substrate horizontally then climbing vertically, impregnating the water column with advanced amino's, palatants and highly stimulatory trace elements!

Due to Smart Liquids unique formulation, it's impossible to overload - simply add as required.



Available in four variants: CELL™, FISH, FRUIT & CREAM
WWW.MAINLINE-BAITS.COM