




# Talking Carp

Magazine

Issue 58  
December 2020

Merry Christmas



Inside

Joe Turnbull, Andy Murray plus more

**D.T.Baits**  
**Click Here**

01376 502311  
dtbaits.co.uk



As the temperature drops, we raise your game

As the water cools, ordinary bait attractants congeal and become locked up. Rising to this challenge, DT Bait Developments worked with top anglers to create the legendary Cold Water Green Beast. This highly textured bait encourages potent attractants to disperse easily, even in cold water. Based on extremely digestible milk proteins, combined with a fruity-creamy profile, it continues to be the most successful cold water bait. It's time to release the beast.

**P R E C I S E   N U T R I T I O N   T E C H N O L O G Y**

DT BAITS DEVELOPMENTS - LITTLE BRAXTED - WITHAM - ESSEX - CM8 3EU



Hello....and welcome to issue 58.

Here we are.. December 2020 and the end to a most trying and difficult year for us all. I know we have lost loved ones, seen family members sick, businesses have struggled to the point that some will never see 2021, we have had lockdowns and time away from our families... it has been an awful year... but the one thing that has shone through it all is our love for the sport of carp fishing.

Somehow, we have all kept going, and you, the readers, have kept reading, and for that we truly thank you.

And on that note we would like to take this opportunity to thank all our contributors for the past 12 months... the article writers, some you know and some you didn't as we continued to bring you new and fresh material every month, even uncovering some hidden talents along the way. Then there are the many, many catch reports we receive every month.. keep those rolling in! Everyone loves a trophy shot. Keep up the good work ladies and gents!

We would like to thank our advertisers for their continued support and look forward to seeing you in our pages next year.

Lastly and definitely not least I would like to thank the team at Talking Carp magazine who work hard behind the scenes to bring you this magazine on time every month. Take a bow Mark, Mark, Jason and Dave.

Merry Christmas everyone, and hopefully a happy and prosperous New Year.

[brian.dixon@talkingcarp.co.uk](mailto:brian.dixon@talkingcarp.co.uk)

[mark@talkingcarp.co.uk](mailto:mark@talkingcarp.co.uk)

*Team Talking Carp*

# Contents

*Cover shot - Kristian Horlock*

## **ARTICLES - from page 6**

**Page 6 - LOCKDOWN 2.0 INTO WINTER - Joe Turnbull**

**Page 12 - Lockdown Paradise - Scott Geezer Grant**

**Page 24 - Changes and contemplation - Andy Murray**

**Page 30 - A Dry Run - Karl Brandreth**

**Page 36 - A year on the Airfield Lake - Richard Handel**

**Page 42 - The Match! - Matthew Allen**

**Page 52 - A year on the Estate Lake (Part 3) – Viktor Tzikas**

**Page 66 - Cold water and cracking carp - Lewis Glenn**

**Page 71 - From A Ladies Perspective - Sarah Davey**

## **Reviews - from page 79**

**CarpLife products, D.T Baits, Wild Camping International**

**CATCH REPORTS - from page 90  
with all of your catches !!!!!!!!**



# TacklingLife.


A step into Angling

*This Month we have decided to use our advertising space to highlight the fantastic work that 'Tackling Life' are doing helping disadvantaged youngsters find a route into fishing.*

## Snag Ears



## Night Topes



## Tackling Lives – Helping Disadvantaged Youths

Tackling Lives was set up by Paul Dummer to help disadvantaged young people find a healthy hobby in fishing.

He came up with the idea after two boys who had recently lost their father posted on social media that their fishing equipment had been stolen.

The brothers were upset as they always used to go fishing with their dad.

Paul used the power of social media to highlight their plight and asked people to help the boys in any way they could,

The response was incredible and Paul was inundated with donations from people all over the country. One person even drove 80 miles to deliver kit to the boys along with £200 to help them obtain new gear.

The overwhelming response and generosity of the angling community inspired Paul to go even further and set up the [Tackling Life Facebook Group](#) which provides a forum for like minded anglers to provide 2<sup>nd</sup> hand equipment to youngsters who can't afford to get into fishing without a little help.

We became aware of Paul's work early on and reached out originally to offer goodie bags of Roddy Clip merchandise for the boys.

Within minutes of talking to Paul though his passion and drive to help the younger generation get into fishing shone through and we realised we needed to do more to help.

Roddy Clips have partnered with Tackling Life and in 2021 are delighted to announce we will be sponsoring Tackling Life's 1<sup>st</sup> fishing meet for disadvantaged youngsters (more details in the New Year)

Roddy Clips are extremely proud to be associated with this fantastic charity and we would actively encourage all readers to join the [Tackling Life Facebook Group](#) and see if there is anything you can help give back no matter how small.

On behalf of Roddy Clips and Paul and the team at Tackling Life we wish you all a very Merry Christmas & a Happy New Year.

*Roddy Clips*



# CARP FISHING LOCKDOWN 2.0 INTO WINTER



by Joe Turnbull

I'm guessing that it hasn't been easy for any of us but if we can take one thing and use it to our advantage then at least we have gotten something positive out of a bad situation. Angling for me has probably been the next best thing to exercise to alleviate my mind from certain situations and whats going on around me. My father was taken really ill a month or so back and we very nearly lost him which took a big toll on me and our family as whole. Whilst I understand that lots of us have gone through bad times like this, its very easy to feel like its only happeneing to you but this is where being outdoors and having ours minds set on something that we really have to think about can get help rid of lots of otherwise negative thoughts which only fuels the flames of stress. We are now into winter and the catch rates will no doubt begin to drop but there are lots of venues that you can still go to that will keep a bend in your rod. I often get asked, how do I keep so consistent and for me it starts with a routine that I always stick to. It's a bit like a blue print that I follow every time I go and I rarely sway from it.

I start by arriving early, always at first light and as much as I hate getting out of bed especially as the season gets colder and colder, dragging myself from a nice warm bed isn't particularly favoured. Needs must and all that but even on the coldest winter mornings, carp can very often give themselves up at first light. Even if you can see one fish roll or a small patch of bubbles or any subtle sign that they may be in a particular area, get on it. Many anglers are looking for patches of bubbles but carp are not going to be tearing up the bottom in minus temperatures. However, carp can very often give the game away by sending small single bubbles that are wide spread. To the general angler these types of bubbles are mostly not spotted but it can be a very good sign as carp will often put out oxygen as they swim.





Once I'm in an area that I feel could be holding carp, I'll set up, tie on some rigs and have a cast about until I feel a nice firm drop. Casting is a must and if it takes me 10 casts to get the right drop then so be it but once I like the feel of how the lead has gone down I'll leave it there. Regarding drops, I'll usually drop two on firm drops and one on a soft drop as they can also sometimes be found in and amongst the silt throughout any time of the year. Silt can be a really good area in winter as these spots usually harness natural feed items. Its important to remember too that carp will no doubt know and log these areas as natural

feeding areas and will visit them regularly.

I always start with three different colour hook baits (generally pop ups) and depending on what one goes first, if one goes, I'll swap them all over to that colour. Colour can play a big part in catch rates through winter but for me personally it dosen't have to be an ultra bright hook bait like often read about. Carp do have great eye sight and although their metabolism slows down which can impare their vison, the majority of waters are pretty much clear which helps them considerably.

I'll always use a bright hook bait but white, yellow and orange are always the first three colours that I stick to but they dont have to be luminous. So if you get a bite on a particular colour, put all three on that colour. It has a lot to do with what day light and what clarity





of water you are fishing in that can often tell you which colour you should be using. I don't think that carp prefer a particular colour as far as I've found out over the years but it definitely coincides with water clarity.

Bait wise I use lots and lots of 10mm Cell boilies throughout the winter as I find that they can keep carp, even lethargic winter carp occupied and I'll often get bites from using these. Despite what you may read elsewhere, don't be afraid to bait up! I always start with a couple of catapults of 10mm'ers and if I get a bite, I'll top it up straight away, often whilst I'm playing a fish, which is tricky but with a bit of practice its more than acheivable. Also, soluble liquids play a huge part in my winter carp angling and the colder it gets the more of these I use. The new Smart



liquid from Mainline is going to be a big edge this winter as its been amazing throughout the year so far, it really has.

So, arrive early, look for signs (there are ALWAYS signs), don't be afraid to put bait in.

One of things that can play havoc with your angling is trying to find out too much from other anglers. It's fine to ask people for any tips or help when you're starting a new venue but lots of carp can be pretty much predictable and will show the same likings for baits you've done well with elsewhere as well as areas that were popular and wind directions. Asking too many questions and sometimes being too experimental especially in winter can be the kiss of death, Information overload isn't the one.

Finally, I'd just like to say a big thanks to anyone that's working in the NHS or hospitals as this is the second time you've saved a close family members life. You are incredible at what you do and without you we'd be in a lot of trouble. You are worth so much more than you get credit for and I can't thank you enough.

Merry Christmas one and all, I sincerley hope you all have a lovely time.

Tight lines, keep warm.

JT





**Freezer Fresh  
for optimim  
quality**

***GALAXY  
BAITS***

# **NUTJOB**

**14/16/18mm  
+DumbBells**

**PoP-ups  
Wafers**

**All products contain Medi-Chlorian  
"Health Booster"  
Exclusively created by Galaxy Baits**

A photograph of a calm lake with dense green trees in the background. The water is still, reflecting the trees and sky. In the foreground, three fishing rods are mounted on a black stand on a sandy bank. The rods are angled towards the water. The overall scene is peaceful and scenic.

LOCKDOWN  
PARADISE  
ANGELS DES LAC

BY SCOTT  
GEEZER GRANT

I had a French trip booked for the first week in September, I had booked this for me and two of my mates last year.


What with the COVID-19 pandemic which has been going on since the start of April, the government had put restrictions in place all over the country, and by the time the trip came around they were restrictions in place when travelling to France, the main one being that when you returned you had to self-isolate for 14 days. This had a significant impact on the trip as one of my mates had to cancel due to not being able to self-isolate when he returned.

So, with only myself and good mate Phil on the trip, preparations were well under way. I sorted all the bait,

and made sure we had enough I opted for the Attirer and Plum, with Phil opting for Attirer, Plum and nutjob, in different sizes from 16mm dumbbells to 22 mm. I also made sure we had enough food for the week, that way we wouldn't have to leave the lake for anything. I was also using a new batch of leads that I ordered from Carters Leads on Facebook, leads are a personal choice and for this trip I ordered 50 leads all 4oz in green and brown with a mixture of chunky flat pears and grippas all finish with a texture coating that takes on liquids. I'm a big user of liquids and always soak my leads, it's a confidence

thing.

Phil had booked an early morning train for the Saturday and arrived at my house Friday afternoon. Due to my current condition Phil basically loaded the van himself. With the van loaded we sat down to a lovely Chinese. Unbeknown to me Phil had go onto the euro tunnel and brought our booking forward to 23:00 tonight!! It was around 18:00 and Phil said





rush, we just took our time stopping off a few times for refreshment's (which we had onboard) so as not to come into contact with anyone.

put the main cabin outside lights on, then proceeded to unlock everything and get the kettle on.

“Geeze how do you fancy getting an earlier train” no brainer mate I’m gagging to get on the road now. He then told me he had booked an earlier train and basically, we had to have a quick shower and get going.

I made sure I had all my medication and passport etc then we left. We arrived at the euro tunnel just after 22:00 and it wasn’t long before we were queuing up and boarding the train. Once at Calais we took a slow drive down to where the lake was situated, normally it takes around 4hrs but as we were not in any

We arrived at the lake in the early hours, as there was no one fishing I opened the gates and closed them shut and would not be opening them again until we were leaving for home. As I have fished here before I knew the layout, it was still pitch black, so I

We both sat drinking coffee and as it started to get light the fish started to show, and for me it’s the best time of the day. There are two sides to the lake and both sides are joined by a 20ft wide gully. The back lack is the best side and always produces fish as we both sat there a huge mirror crashed out over the far side, Phil’s eyes lit up and I said, “Phil



looks like your fishing the back lake”.

I settled for the front lake and to be honest I prefer fishing the front lake as it has always done me proud and produced my French PB twice. The water level was down from when I last fished it about 2ft all around both lakes and with an average depth of 7ft that still left 5ft which is plenty.

With the swims chosen the van was slowly unloaded, bivvies went up and everything else sorted before it was time for the rods. It gave us time to again watch the water

to see where the fish were showing, which would be a great place to start. On this trip I had my new bait boat the mighty Tolson X Boat 730 with Tolson TF740 and to be honest after using my lakestar for many years this one is light years ahead with built in gps getting the rod back out on the spot will be a doddle. A few of my mates have the X Boat and Joe Jacobs at Bait Boat Solutions can sort any issues should they arise; the man is a genius when it comes to bait boats especially the X Boat.



I sent the boat out to areas I had previously fished and there was still a good depth of water, so all spots were stored in the GPS then it was a simple task of rigging the rods up and sending the boat out. Rig wise I was keeping it simple fishing the Ronnie rig on all rods. On 3 rods my bait choice was the devastating Attirer with a flouro pop up fished over the top. I had prepared 5kilos of crushed boilies the day before we left, so that way I could get the rods out quickly and if I needed more, I could





simply crush them as they were needed. For my last rod I fished the fully loaded plum as I knew the bait had done well previously, again I had 5 kilos of crushed boilies already prepared.

One thing I always do when fishing here is to empty 15 kilos of mixed sized boilies into a gorilla bucket then pour a liberal amount of matching food dip over all the boilies making sure they are all coated. This has given me the edge and I was hoping it was going to have the same effect as my previous trip 2 years ago. Confidence is the key and I had it in

abundance, the rods were boated out with a full boat load of bait which included a few scoops of chillie hemp just to add another dimension. By the time the rods were out it was lunch time but neither of us were hungry due to the sheer excitement.

Phil had placed all his baits out with his boat and was happy with his spots, so now it was a case of wait and see. Phil's first impressions of the place were

positive, and I know his PB is out in front of him and when he catches it, then it's really going to light his fire. We were both knackered from having no sleep whatsoever, so a nice little siesta was on the cards. I laid on my bed and just as I started to slip into unconsciousness my middle rod went into melt down, I was on the rod in a flash and being the first fish I played it with kid gloves, the adrenalin was in full flow, Phil done the honours with the net and when I





peered in the bottom there was a chunky mirror sitting there. Phil lifted the fish up into the cradle and I unhooked it, the hook hold was immense which boosted my confidence even more. With everything in place, the fish was weighed and went 35lb 12oz. Phil placed the fish in my arms and took a few snaps. The fish was returned, and the rod was put back out on the spot. For the rest of the day both me and Phil just chilled and caught up on our sleep. Late evening, we both appeared for a

little munch then went back to bed.

Sunday morning at 01:00 o'clock I had a one toner on the middle rod again. The receiver lit the whole of my bivvy up scaring the life out of me. As I lifted the rod the fish just proceeded to strip line then bang!!! Hook pulled!! I was gutted and on closer inspection the hook point had burred over. I wasted no time and tied a new rig up and sent the boat fully loaded back out to the spot. the Attirer absolutely stinks but

the fish love it and as long as they keep eating it, I will keep putting it in. I jumped back in the bag and was awoken again an hour later, this time the right-hand rod, and the culprit being a very large tench. With the fish returned I checked the hook, and it was razor sharp, so the rod was put back out then it was back in the bag. My alarm clock on my phone which I had set for 06:00 o'clock every day went off and to be honest I didn't know if I was coming or going. I stuck the kettle on and made us both a lovely coffee. I walked over to Phil's bivvy where he was snoring like a beached whale!! I gave him a nudge and put his coffee on his table then went back and sat in my chair watching the water.

I was still tired but watching the water is going to catch me





more fish than watching the back of my eyelids, effort equals reward and after the shit year I've had I wanted to lavish every single minute. I was dreading going home and I have only been one night.

I hadn't even finished my first coffee, when the middle alarm gave a single bleep, a minute or so later the rod was away, the fish put up a great scrap and after 5 minutes or so the fish was engulfed within the net. I gave Phil a shout and

he done the honours assisting me. The size 4 hook was right down the back of its throat, greedy bugger!!

I recognised the fish as "Floppy Tail" a real old warrior and a real character. The needle swung round to 36lb exactly, again not a massive fish by French standards but welcome all the same. With the photos complete the fish was treated and returned and the rod put back out onto the spot. Then it was time for another coffee and some breakfast. We

both opted for bacon and egg sandwiches which went down a treat.

Everything seemed quiet that was until my receiver sang like a bird and again the middle rod was away, when I lifted the rod the fish felt like a better one, it put up a great fight and didn't want to give up, with the hook holding firm Phil was on hand to engulf another chunk. As Phil lifted the fish from the water he said "well my son that is a unit", as you can imagine I was smiling from ear to ear, again the hook was buried, with the rig removed I treated its mouth and then Phil hoisted her up whilst we watched the needle swing round. The needle settled on 44lb 4oz and my biggest fish of the trip. With the photos complete the fish was returned, again I checked the



hook, and it was still needle sharp, so with a fresh hook bait the boat was filled and the rod sent back out to the going spot.

Phil was happy even though he was yet to catch "That's fishing" as he put it.

I spent the next few hours sitting with Phil making rigs and sorting his rods out. It was very therapeutic especially in the surroundings the place is just special. Later that afternoon we both went for a siesta and it was lovely, I was in a deep sleep when the middle rod was

away again, this time the fish fought like a demon and trust me when I say this, it must have been on at least 10 minutes, this fish was just not giving up, when I finally got it in the net I was amazed, it looked like a low 30lb common, in fact it went 31lb!! welcome all the same but it's the bigger fish I really want to catch. Again, the rod was boated back out and I went back

to chilling. One thing that I was doing was using the boilie pva mesh and just putting 2 boilies in it then lightly hooking it on the hook as when I was getting to the desired spot I was keeping the line tight when I was opening the doors on the boat, I know the hook bait would only drop back a couple of feet due to the depth of water I was fishing, but by using the boilies in pva it made sure there were a couple of boilies right on my hook bait. Again, it's just another edge that I am confident in using it.

With the rod back out





Phil and I were just dossing about, the weather was really nice with sunshine every day and being in the 20s you couldn't ask for much more. I checked the weather and later in the week the temperatures were going up to 27°C very nice indeed proper BBQ weather.

A few hours passed and the right-hand rod gave a single bleep, I walked over to my rods and as I stood there looking at the rod tip, the rod just burst into life scaring the shit out of me again!! I lifted the rod and again it

felt a good fish, not going as mental as the 30lb common it was more plodding about and slowly kiting to the left trying to seek sanctuary in the overhanging branches, I kept the pressure on and managed to steer the fish away and after a few minutes the fish was engulfed in the waiting net. Phil again was on hand and helped with the weighing this beauty went 42lb, everything is going well and

they are definitely getting their heads down on the bait, what I am doing the way I am presenting the bait etc it's all coming together and most of all I know it works.

Phil took excellent photos, and he was really getting the hang of my camera, I just wish I could be taking photos for him, and I am sure it will happen soon. That evening we had a lovely dinner then sat chatting until midnight. We both retired to bed, I made a quick call to the Mrs to make sure everything was okay at home then it was eyes down.





It was the best sleep I had so far and at 0600 o'clock the alarm went off and I was up dressed and kettle on for the first mornings brew, the kettle just started to boil and the middle rod was away, I quickly turned the stove off, got to the rod and lifted into a very angry fish, which gave me a right run around. It turned out to be another small common of 31lb 4oz, Phil was on hand yet again to assist, he also took a couple of snaps before

the fish was returned. I wish every Monday morning started like this, we drank our coffee and no sooner had the rod been out it was away again this time producing a 31lb mirror. That's two 30s and I've not even had breakfast yet!!

With the rod back out I started to get breakfast sorted, the obligatory bacon and egg sarnies were on the menu and they went down a treat, not long after breakfast the middle rod ignited

and this time it felt a better fish trying to hug the bottom and just plodding about, when she was ready for the net Phil was on hand and he even said "that's a better fish mate" I must admit I was still blown away from the mornings offerings but this one was a belter, swinging the needle round to 39lb 8oz and again the size 4 was buried.

Find out what happens in part two, it gets more and more exciting.



If you would like to try the ready-made "Ronnie rigs" with the coloured kickers from sharp tackle visit their website for a pack of 4 hooks its £2:99 which isn't expensive at all.

I would like to thank the following companies for their products of which I use in my fishing.

[www.galaxybaits.co.uk](http://www.galaxybaits.co.uk)

[www.sharptackle.co.uk](http://www.sharptackle.co.uk)

[www.castaway-pva.co.uk](http://www.castaway-pva.co.uk)

[In the Margin Particles \(Facebook\)](#)

## Carters Leads (Facebook)

If you have any bait boat issues give Joe Jacobs a call on 07931-616997 or look him up on face book "Baitboat Solutions"

Carters Leads currently have an offer on, buy

50 leads up to 4oz for £37:50 which includes postage. Head over to their Facebook page for more information.

Have a great Christmas and New Year let's hope that 2021 brings everyone good health and prosperity.

Big love to everyone and their families at this festive time of the year. Stay safe and remember its only fishing.

*Scott "Geezer" Grant*



Taking particle preparation to a whole new level!!



IN THE MARGIN  
PARTICLES



# Changes and contemplation

by Andy Murray





Hi all, I find myself at a bit of a crossroads now. A lot has happened this year both in fishing and in my personal life. I'm trying to take stock of it all and make some plans for next year. Whilst I have been writing up some other pieces it has made me contemplate on a few things from the past and what might come to fruition in the future. Having a successful business elsewhere that has taken over a decade to build, I find myself back in the fishing business with Wolf more than I had ever thought I would be. The thing is, I'm really excited about it as well. Lots of new meetings about products, articles, websites, just general fishing talk as well.

I have seen articles elsewhere about how to become involved in fishing and earn a living from it. Some are good; some are just pipe dreams. I think a lot of anglers, especially younger anglers think they will earn a good living just by going fishing, whilst it can be done, it's a long road to get to a high enough profile or level to earn good money, I also guess it depends on how hungry one is for success. I remember back when I worked for Fox many, many years ago, it was at the same time when I won the BCAC with Keith, when I

had a book published and also set two world carp records for 2 and 3 days carp matches with Mitch. I fished in 4 BCAC finals and had my own weekly column in Carp-Talk. What actually earned my living, was not fishing but working for Fox as an Account Manager, and I was selling over a million pounds worth of tackle a year, that's what I got paid for. All the other stuff was just extra. I also used to also travel a lot across the UK and Europe doing slide shows and demos, again all in my own time. One of the things I liked to do was work with the youngsters at that time both in the Carp Schools I used to attend and help run at Horseshoe and other events that were similar. I also attended colleges such as Sparsholt to talk about earning a living in fishing. I used to always emphasise it was earning a living at a job rather than earning a living at fishing. I think that still holds true to a great extent. I often felt I was on a roll and nothing could stop what I was doing. Hah! My pride took me to a place where everything went to crap. My world of fishing collapsed, and as my fishing life and personal life were inter-connected, it meant my personal life went to crap as well. It took me many years to get over that and the fact that so many

of my so-called friends never once picked the phone to see how I was. That took many years of getting over I have to tell you. But with the wisdom of hindsight it was as much my fault as anyone else's. Why am I raking this up? I feel a bit like I am starting over again in the fishing world. Maybe I have a bit more wisdom now, that is not to make the same mistakes as before, I'm not sure, we are who we are and it's difficult to change who you are deep down. I find myself once again giving advice to others as to how to approach this, like before I'm not sure I'm qualified enough at all to do this, but hey-ho off we go again.

Back to the fishing, we had a last

trip to Trent View before my winter campaign on Ladywood started, I was lucky enough to get a bite. We had booked the Cabin swim, so had some luxury, nice food delivered each day, it makes the fishing very cosy. Many thanks to Ian and his team for looking after us each trip, it is a great fishery, if I lived closer, I would fish there a lot more. That's three trips there this year and I have caught each time, I haven't set it alight, but had a bite or two each trip. One thing I have noticed with my fishing this year and I have covered this before, I evaluating how the year has gone. I am going to go into this in more detail next month. I have caught carp every month of this year, barring the



lockdown period, so I feel I have done a lot better catch-wise this year than I did last year. I have not had any mega-big hits but have felt like I was nicking bites a lot. I'll take that though, given limited time on the bank with everything else that has been going on in my life this year. So, having decided to try and fish through the winter, I felt ok tackling a new water in late Autumn, a smaller water and one that sees a lot of pressure as well and is also very busy. 2 trips in and I'm slowly starting to realise it's going to be a slow winter on the carp front. On my last trip, the temperature was zero overnight. It's not really the cold that bothers me, although it's not pleasant, it's the solitude of winter

fishing, it's the 16 hours of darkness to put up with. So, at this point I'm questioning the wisdom of seeing the winter through, especially as I have so much else to do. I am going to take it session by session for the time being. If one day I really don't feel it, then I will call it a day, and wait for the increase in daylight hours to get back out again, but for now I'm planning my next trip as normal. On my last session I felt I had carp coming through, given that Keith in the next swim was catching (as he does frequently!), it was clearly the case there were carp about. clearly need to work on either my bait, or presentation, or both! When fishing in the winter months, tend to scale my hook baits



down as you can see from the pic, so far this hasn't really worked, though it could be down to exact location of baits and accompanying feed. I still have a couple of ideas though, from my Cuttle Mill days back in the late 80's, which caught me some carp in the winter when it was hard going. There is one thing for sure, you can't catch them while sat at home. I was asked by my son-in-law recently if it was enjoyable going fishing in the winter, I'm not sure that's the word I would use. It's hard to explain to a non-angler, let a non-carp-angler. It's a need to catch a carp, bordering on compulsion, we all know it, so for now I'll put with the winter and discomfort and wait for

the next bite...if it comes...

By the time you all read this, we will only be a short while away from Christmas, whatever that means to how we can meet with our families with Lockdown, tiering etc. I think most are just waiting for this year to be over, hoping for a better one next year, don't wish your life away though, take each day as it comes and try to get the best out of it. I'm so grateful we all made it to here. Do whatever you can to keep yourself, your families and each other safe in this time. Wishing you a great Christmas and New Year. I'll see you all on the other side, love and best wishes to you all. Catch you next time  
Andy





*We can cater for any social event you have coming up be it a barbecue on arrival for the social side of things or a one pot dish for the evening, breakfast, lunch we can do it all.*

*Let us take care of the catering whilst you take care of your event.*


*So if you require bankside catering at a higher level, then do not hesitate to contact us on the details below.*

Jason Sandiford

W: [www.chefukcarp.co.uk](http://www.chefukcarp.co.uk)

E: [chefukcarp@outlook.com](mailto:chefukcarp@outlook.com)

M: +447769586391



# A Dry Run

by Karl Brandreth



A few months ago, we all were allowed to go fishing again, and after catching a few carp I have ended up in dry run,

The last time I caught was on my local lake, a few small carp but more than welcome. I had arrived at the lake after a hard day at work on the Friday. I managed to get a peg on the far bank known as the nursery bank and I got my gear set up and my rods ready to cast out, while the kettle was on I baited my hooks made a couple of stringers then punched my leads out at distance, which is quite easy with the 12ft x3k 3.5lb Wolf rods.

I sat back and waited for my mates to turn up, an hour later they turned up got sorted and we all stood chatting

the night away,

Later on, that night I was in bed catching up on some well-earned sleep, when at 01:30am my alarm let out a scream. I shot up grabbed my rod and was playing a carp.

I landed the carp, a small cricket bat common. I took the photos and released the carp back to its watery home. I got back in bed and slept till 7am. I got up made a brew and went to my

mate on my right he said he had two small commons that night, so fingers crossed the bigger carp won't be too far away.

So that day I bought my rods in and went round the lakes doing my bailiff duties, which also rest my peg, there was quite a few anglers on, so it took me a good couple of hours to get back to my peg.

I got back and cast back out and then settled down watching the water, the carp were jumping just out of range between us and the bank opposite then during the night it seemed they had moved into our area. That night my mate had a lovely 20lb common then we settled down to some tea then went to bed. I sat there





watching a couple of videos on my phone, when eventually my eyes were too heavy to hold open then drifted off to sleep. Early the next morning my left-hand rod went into meltdown, both carp had taken the maple toffee wafer from Retro Baits with a stringer of matching bottom baits, they smell amazing. I was in the middle of packing up, so I shot down the steps and was playing another small carp that then beat me up on the mat. Pictures took then back into the water.

Once packed up I made my way home, but then it all changed. I had done another two sessions on the same lake and

cannot buy a bite, using the same baits and method but it's just not happening.

I then went on a road trip to Monument fishery in Shropshire, my mate Keith and his son came with me. I was on peg 2 on Monument 1, Keith was on peg 1 Monument 2. I had the wind blowing a hoolie into my bay it looked spot on. I made two critically balanced maggot D-rigs and cast one at 9 wraps towards the middle and one to the willow tree, they both went down with heavy donk and I was more than happy with the casts.

With the wind in my favour I was happy. I sat back and chilled out plus





making fresh rigs in case it all kicked off. We had taken the walkie talkies with us so we could stay in touch with each other because we were on two different lakes, later on that day Keith said on the radio that his son Tom had caught a 30lb mirror. Pleased for him but a little green eyed we congratulated him and carried on fishing.

I had a re-cast and sat back to eat my tea and settle down for the night.

The next morning came around so quick. The next thing Tom had caught again and again then lost one. We couldn't believe it plus we couldn't work out why we weren't catching.

The weather was spot on for it, but that's the way the cookie crumbles. It was soon time to pack up and a little disheartened to hear the guy opposite me had caught a 52lber a 44lb and three 20s. I made my way

home thinking what I could of done different to get a bite but I wasn't doing anything wrong it's just the luck of the draw.

A couple of weeks later I was back on my local with the same old story of turning up after work, setting up on the causeway this time hoping to catch a carp but, as before I blanked.

I must admit I'm getting frustrated with this now but I'm not giving up.



A week later on the Saturday I'm back at Monument 1, this time with my son dean.

I was on peg 7 and Dean on peg 6. We arrived at the pegs and got the rods cast out on the spots with balanced maggot hook baits, again the weather was spot on and it looked good for a bite. We got the kettle on and sat chatting putting the world to rights. Not one carp showed the first day it was really quiet then I learned that no carp had come out since last Tuesday so I thought they must get on the feed soon. That night we got in bed and caught up on sleep. I was shattered from work and really needed it.

I woke early the next morning it was still dark at around 4am when I saw a big fish head and shoulder right in

between me and the guy opposite. I thought "yes" this has got to be the end of my bad luck. Dean woke up and came over then we sat there supping on strong morning coffee watching the water with not a sign of carp anywhere. It got into the late afternoon and started to pack down because we had to be off by 5:30pm.

Not one carp had come out at all, everybody left with their heads down and made our way home, but I really enjoyed the time on the bank with my son Dean.

The weekend after I decided to not go fishing and just walk my dogs around the local lakes checking anglers and doing bailiff duties. I

spoke to all the anglers but not one carp had come out in over a week. It's crazy to think that carp just switch off like a light switch, even though the weather is spot on, low pressure light winds, not a sniff. We all go through blanking stages, a dry spot, but eventually it all turns good, we will all start catching again and get back to normal.

Tight lines, Merry Xmas and have a good New Year everyone And good luck out there.

Stay safe.

Karlos.



# NUTRABAITS®

**THE SECRETS RANGE**

**UNLOCK THE CO-DE  
TO YOUR WATER**

**01-03-2021**

A scenic sunset over a lake. The sky is filled with soft, warm colors of orange, yellow, and pink, transitioning into a pale blue at the top. The sun is low on the horizon, creating a bright glow. The lake's surface is calm, reflecting the colors of the sky. In the background, a dense line of trees is silhouetted against the bright sky. In the foreground, there are dark, leafy plants and bushes, some of which are slightly out of focus, framing the bottom and right sides of the image.

*A year on the Airfield  
Lake*

*by Richard Handel*

I absolutely love this lake. It consists of many islands, two of which you can fish off but that's if you're brave enough to cross the bridges. It was three separate lakes which were joined together many years ago. There are access pipes to the other lake on the other side of the bird reserve, but it is now blocked up

A small bit of history for you. After the Airfield was closed down, the surrounding valley was dug for gravel and then filled it with blitz rubble. It was then re dug again for more gravel and then turned into a reservoir, it was then a fish farm, over the years the lakes did have the odd syndicate. This was until the estate decided that they would run their own syndicate. At one point the lakes were over stocked with smaller carp, these were netted out over many attempts, this was due to the makeup of the three lakes and the variation in depth over the whole complex. Unfortunately, the lakebed is still littered with boulders and other underwater obstructions that the carp know oh so well!

When we arrived back

in early March and the carp are pretty active, but also clearly back on the natural food source. They're very hard to get at this time of the year. The only realistic option is to fish tight up against the snaggy overhanging trees, which to add to the complication, is the whole of the west bank. This is also the longest bank which is all out of bounds and there are only about 6 swims available to fish these areas. This doesn't sound a lot, but one big advantage for this syndicate is there aren't many members who are that keen and at least half this swims are always free. This is because a lot of us believe there are plenty of other options to trick the carp into picking your bait up, as they clearly show themselves over most parts of the lake from early March onwards.

This season have been pretty good and I'm not sure if lockdown helped. We managed two weekend before



the lakes got closed down and I bagged a nice Common.

That was it until we all allowed back in May time, I think.

My first trip out was on one of the islands which only had one swim. Perfect to keep myself away from anyone else, as I suffer from asthma and no one was really sure how that affected you with Covid. I managed to lose a carp to one of those annoying boulders.

My plan this year was to concentrate on the deeper lake, which is where I'd started in March. I picked an area that never got fished that much in previous years and it gave me access to a couple of nice bars. I headed back down there on my second trip to find that it had been fished - this was a bit of a blow to my plan, but things change, and I headed to a different area. My plan was to stick to an area and slowly build up the bait, which wasn't going to work in one of the popular swims.

I did pretty well over the next month but started to realise that the new

swim I'd moved to was also getting fished more and the other options didn't give me access to the area I wanted to fish. This part of the complex was getting popular and it was time for a different approach and a new plan to head into Autumn feeling confident. I had the chance to make October count, as the naturals will have died down a lot.

I now started to concentrate on the main part of the lake which had a lot of open water and a couple of islands to fish off (and a fair few that you couldn't). It was also closer to a large area of water that wasn't accessible and held a lot of carp. Anglers had seen some real lumps crashing over the years here.

Over the previous year's, some of the swims had become unpopular





and even overgrown. So I started to bait these over the coming weeks, but not fish them. I'd spent a lot of time studying the Deeper Lakebook page and by now I'd mapped a good deal of the lake. My catch rate was improving, and I was keeping away from the real smaller carp, but still getting plagued by the mid doubles. I managed to lose what felt like a nice carp one night, so I knew I was at least in the right area.

September provided to be a very good month. I'd started to fish the areas that had been baited previously and started to rotate the swim over a fortnight period, to keep the bait going into two different parts of the lake. I even cut back one of the overgrown

swims to give me access to a part of the lake that didn't get fished very much. The downside of this swim was you had no option other than to live in your waders and put them on when you had a take at night. It wasn't possible to land a carp from the bank, due to the overhanging tree's and you needed to keep the carp away from the marginal snags. I also rotated around the swims with my fish buddy Ian - if you read my blogs on my website you will have spotted the odd photograph of him with a fish, he also does a lot of the filming for me.

We had managed to consistently catch carp since Lockdown had eased and the average size of the carp had been getting better. We had played around with a couple of rigs, trying to improve the odds in our favour regarding only catching bigger carp. This worked pretty well, but the mid doubles wouldn't completely keep away.

We headed into October and this was going to be a new experience, we'd never fished this month before. I was really looking forward

to seeing the trees change colours and that lovely yellow glow you get as the sunset over the lake.

The fishing started off pretty well until the weather changed to north easterly winds and started to make things a lot harder. The carp were pretty easy to locate, but they were not picking up baits. The pressure had risen dramatically which I really don't think the carp like on this lake. The last week arrived and the weather looked perfect. However, two days before this, we had over 36 hours of heavy wind and rain from the north. This didn't deter me, and I headed out for 5 nights fishing, which turned out to be extremely hard going. I was saved a blank with a 11lber, however my friend Ian landed a lovely 30+ on the second from last night and it made our trip just brilliant.

The joy on his face shows and if you could see the smile on my face behind the camera, it was exactly that same. I love to share the joy in other peoples capture, the emotion just rubs off on to you and you feel that joy of fishing. This is what it's all about.

I've enjoyed my season on the Airfield Lake and had my best one for some years with a total of 54 carp. Unfortunately, for the first time no 30 lbers but close with the 29lb 6oz Common and I'm convinced I has lost 2 that may have turned the scales over 30. It's quite a nice to end the season with a long session and it means that I will be able to fish 5 months on Meadow and 7 months on here each year. However, you never know what's around the corner, especial in this day and age. We will be back next session for another go

Until then, stay safe.

Richard





**WARNING**  
MAY CONTAIN NUTS

# A MODERN DAY CLASSIC

THE ALL-NEW NUT BASED CORN FLAVOURED BOILIE



- 12MM
- 15MM
- 20MM
- 12MM

S H E L F   L I F E   &   F R O Z E N

**SPOTTEDFIN**

W W W . S P O T T E D F I N . C O M

# The Match!

By Matthew Allen



I haven't written an article in a while but have been reading all your articles with great pleasure and enjoyment. Keep up the great work everyone.

I have, however been fishing recently and in my shock, it was for 24 hours!! In a match!!! The excitement for me was huge as it has been my first opportunity to do a night down the syndicate and as the match was to raise money for the syndicate, a few none members could participate as well, including some friends of mine, which was going to be great fun. I love fishing nights. The quiet, the stars, the early morning coffee watching nature come to life, just heavenly. During the match, I woke at 2300 and the night was crystal clear, and I opened my eyes

to stars everywhere including the clearest view of the Plough I had ever seen. The geek in me was enthused. Anyway.

It then dawned on me that I'm competitive and haven't caught anything out the big lake yet in 3 attempts, so wanted to give this match the biggest of my efforts and fish to the best of my ability.

Now, the drawer was going to be a pick a swim number out the hat. No choosing a swim. This is an excellent leveler for the non-members and very fair. Therefore, I needed to be prepared for all eventualities depending on where I was going to draw.

I got chatting on Facebook to the 2 chaps behind the latest carp podcast on the circuit, Carp

Cogs. Reza and Adam. Adam being a successful match angler. Adam gave me some fantastic advice and that was to take my time dropping into the swim I was in and give careful consideration to my actions. Be observant to what other anglers are doing. Everyone's initial reaction is, I am limited by time so get the lead out, smash it around and find some spots. Clip up. Spod rod, feed the spot, cast in, keep the bait going in. A reasonable logical approach that I may have taken in some areas of the lake. But other anglers would do this too? So, if I'm in a quiet area of the lake, don't rush, be quiet, leave your lines out the water and allow the carp to gain confidence to move into my area. Then once all the lines go in the water, they are likely to stay in the swim. That way, I may

be able to nick a bite or too. I'll come back to this later.

Preparation is everything and I had plenty of boilee. Rigs I was going to fish spinners to start, with a long bait screw, hand sharpened hooks and a stiff boom fluorocarbon. I wanted to present a well-balanced, slow sinking Ronnie/snowman presentation. The bottom of the lake varies so in my head, starting on spinners seemed to give me a rig for all eventualities at the start of the session. I was prepared to chop and change if required.

I also prepped my Spod rod, just in case. This was my last resort but desired to be prepared. My Spod mix was going to be cheap (as I don't have much money) and simple, boilee, crushed, chopped and whole,

hemp and sweetcorn. I also washed out some boilee and re hydrated them in some of their specific flavors/glugs. A glorious Spod mix for a reasonable price.

As a quick word as well, I needed a bed chair. My bed chair had been sent to heaven mainly due to the fact in had endured a large lump on it! Now I'm 6 foot 7 inches and about 18 stone. I can't just pick up a bed chair and be comfy, so the search began.

I picked up a Cyprinius bed chair, almost new off Facebook marketplace. My mate Kevin gave me a brand new Cyprinius sleep system (thank you mate). I must say, the coziest, best night's sleep I have ever

had on a bank. Highly recommended.

### Back to the match

I arrived an hour before the draw and got to meet my friends and have a chat with some new faces. We were all talking fishing but the impatience for the draw was palpable and overwhelming. When the draw commenced I knew that I wanted 1 of 3 areas. The lake is 30 acres and I wanted one of the quieter corners



of the lake where I hoped the carp would be pushed into. My name came out 4th in draw and I got 1 of my top 3 preferences. The only downside was it was a bit of a walk, and not across the kindest terrain. Now let's just say now, I need a new barrow. As I set off, a couple of the club old timers offered to blow up my barrow wheel, but being a wally, I politely declined as I would be fine. I wasn't. The barrow was on its side twice in the space of 5 minutes, with not much of the journey completed. By the time I was a 3rd of the way around I had abandoned all optimism, embarrassed by the guys passing me, started to carry my stuff around bit by bit. Watch this space but I am now being investigated for a shoulder injury that it is believed originated from hauling all my

gear around the lake on my s@!@ barrow.

What a bloody nightmare, or as Carp Cogs say, a Noddy nightmare.

I got into my swim, slightly behind schedule but it looked ideal. I was a breathless sweaty mess, so decided to just sit and relax and calm down. At this point I decided that the advice from the Carp Cogs lads was the plan. It was now 1500 (match start) and I could hear the lake being thrashed to pieces in the distance, so I sat quietly, watched and then set up slowly. I then, carefully flicked my 2 rods out with leads and very quickly found the spots I wanted to fish. I prepared my rigs and hook baits. Spot 1 was a bay to my left, lots of lily pads, that received a good

helping of catapulted Spod mix. Spot 2 was a good chuck out to the back of an Island, fishing over a hard clay area. This area got a nice sprinkling of 4 flavors of boilee with the throwing stick. I then had a tidy up put the kettle on and sat quietly for a bit longer. It was starting to get dark at 1700, rain clouds contributing, so I positioned my prepped rods onto the 2 spots as quietly as I could. I then settled in for the evening with the mind set of quiet. Don't make noise, don't disturb the swim. Morning came and at 0730 my right-hand rod locked up tight and I was away. My knees were knocking all over the place. There are some big carp in the lake, and I had not had a bite yet to date. The carp put up a fantastic account of itself (I considered putting the waders on to go in)

and did its best to lose me in the snags to my right. Luckily I won this battle and put my net under the most beautiful half linear weighing 10lb 4 oz. Now I don't normally get overly nervous or excited regarding captures, but for the first time since I bagged a 48lb common in France in 2013, I let out a bit of a celebration and a clenched fist marked my first capture from the syndicate. Over the moon.

Spots working

Tactics working

Rigs working

I found out that this capture had put me second which was a buzz. First place just happened to be my friend Zac. Now we had joked beforehand between us that Zac would, win the match. Catch the biggest carp. Get the best draw. He always came out first in the draw.

So, it transpired that,

at his first time ever on the lake, Zac had been called out second to last and pulled everyone's number 1 swim.

He went on and caught 2 x 26lb carp. This equated to the biggest fish and heaviest weight.

Initially I had called him a jammy so and so, but it transpires he stayed awake most the night and had heard a lot of shows. So, every 2 hours he trickled some boilie in with the



throwing stick and this paid off. Fair play buddy.

It also transpired that some of the winnings would be given to a charity, set up to support the daughter of a friend of ours who had recently died from Cancer years before he should have done at the age of 39. Again, fair play to Zac for being a great guy, although a little jammy. The end of the match came around and I was one of 3 anglers who caught.

I finished 3rd to my delight but I had caught my first carp out of the syndicate. Possibly the second smallest in the lake but I didn't care, I was off the mark, with a better idea of a winning tactic and idea on how to catch them. Happy days.

Thank you to the Carp Cogs boys for the

advice, it definitely helped me out and in the days since I have started writing this article, I have been asked to co-host on the Carp Cogs podcast, as well as being a guest for episode 3.

Please give the Carp Cogs podcast a listen as I'm sure you will find it an enjoyable informative listen.

Thank you

Matt



**ANGLERS CHARITY AUCTIONS**



**THE**  
**ROSE**  
**APPEAL**

Anglers Charity Auctions ACA





### **ACA Bank Buddy ONLY £27.99**

The ACA Bank Buddy is a waterproof wireless speaker that has been designed and built with outdoor adventures in mind

**A GREAT ADDITION TO YOUR KIT !!!!!!!!!!!!!!!**

**PRODUCT FEATURES INCLUDE :**

- Blue Tooth Connectivity
- Hands Free Call Facility
- Two Way Control
- AUX Input to play DVD'S etc
- Built In FM Radio
- Shock and Waterproof

Get Yours Now at <http://acaproducts.co.uk/?product=aca-bank-buddy>

100% of all profits from the sale of Bank Buddy goes to Charity.

*Talking Camp*

## ACA Thermal Trousers

100% Waterproof  
Wind-proof &  
Breathable  
Fleece-lined.  
Super stylish and very  
comfortable outdoor  
waterproofs.

This modern  
Peachskin fabric is  
essentially a hi-tech,  
synthetic version

of traditional moleskin clothing. It is beautifully soft to the touch and ACA have combined it with a complimentary, lightweight Taslan-type synthetic shell on the seat & knees to produce a very elegant outdoor set.

Ideal for: Fishing, Shooting, Hunting, Walking, Working, Spectating, and loads of other outdoor activities.

Overtrouser features: with..

Elasticated Waistband & Press-stud Fastener. Velcro Adjuster to fit bottoms snug around boots. Reinforced Taslan to Knees and Seat. 2x Side Hand Pockets. 2x External Patch Pockets.

Available in Sizes:

**Large, XL, 2XL, 3XL**



Now available In association with NAVITAS !!!!!!!

check the ACA website for more information



A year on the Estate Lake  
(Part 3) - Viktor Tzikas



## October

I was coming out of a superb spell of fishing through September with 12 fish in 4 nights and was set for a two night session at the start of October. As we were coming into Autumn & Winter, I decided to start mixing in another Responsive Baits boilie in with the Code I was currently using. The Cream CSL is a bird food mix which works all year round, but I have found it is exceptional through the colder months. The bait contains yeast extracts, nectar blend, CLO, milk powders, cereal meals and is finished with corn steep liquor, liquid sweeteners and a legendary cream flavour. For me it was the only option to switch to for winter on the Estate Lake. The weather was still fairly mild when I arrived at an empty lake on, so I was really hoping the good fishing would continue. After a good root around for the fish I found very little to go on, so I plumped for the Island swim again after recent successes. Personally, when in doubt I will head to where I have caught from before or where I've been prebaiting. I did the standard set up with the rods, one out to the open water and two on the island, all on the Code pop ups. After keeping my eyes peeled for fish all evening but only getting hammered by the ducks on one of the island spots, I started to think about getting into the sleeping bag only to be disturbed by open water rod ripping off. The fish started kiting to the island

but after playing catch up and making a short journey down the bank to get a better angle on it I managed to steer it clear and out in front of me. A very spirited battle in the margins and it was in the net a short while later. It weighed in at 19.12lb and was a distinctive fish with a few sporadic scales on its flanks.



I got the rod back out promptly, followed by a top up of bait on each spot, in the hope that it would kick off that night as we hadn't even hit peak bite time yet. What happened I don't know because I woke up in the morning after a good sleep! I was a bit gutted, but my hopes were lifted when I saw a fish bosh out in the deep bay. With the morning rolling on and no more signs of fish I decided to up sticks and move around there for my second night. It wasn't to be however as I did not have a single bleep on any of the rods. The normal banker spot in the right hand margin didn't produce anything which was a massive surprise. Not how I saw October starting out to be honest, 1 fish in 2 nights. Not bad but after the September I had just had I was a bit disappointed and spent all week trying to figure out where I'd gone wrong!

I spent my next two night sessions fishing back in the Island swim as I clearly was able to pick off at least a fish a trip from the open water area which had been producing so far. Tactics didn't change at all as everything was going well for me at the moment. I had one fish a night, a 20.09lb mirror on the second October night session and a 19.11lb mirror known as 'Black Eye' on the third. Both fish fell to Cream CSL pop ups.



I did however lose a very decent fish on the third night, sometimes you just know it's a big fish and I was gutted to have lost it when it kited underneath the undercut island and got snagged up. Had my chances of landing the lakes first 30lber been well and truly dashed?

It was this that made me switch swims but fish the same open water area. As we were now nearing the end of October, the horrendous lily pads in front of the 'suicide' swims (getting their name from the idea that fishing the swim when the lilies were up coupled with the two overhanging trees either side, was suicide) had died off enough for it to be fishable. I would have much better line lay and angles to land fish with a hooked fish not being able to kite to the island, it would have to take line to reach the it and the overhanging trees either side were manageable from the bank but more so in waders.

My first night in the swim saw me put two rods out to the centre area of open water with one tucked down the margin beneath the overhanging tree to my left. The rods were only out a few hours before the middle was rattling off with a low double on the end. It was here I learnt that wading was treacherous out in front of this swim. I was carefully making my way out to land the fish and one leg fell down a silt hole down to my mid-thigh! Luckily my other leg was held on firm ground and I was out quicker than I had fallen down. An adventure for a nice looking low double mirror!

Just as the light was the same rod was off again, this time with an evidently bigger fish. It gave me the right run around and I ended up wading along the fringe of the big old oak to my



right to land it. As I peered into the net, I instantly recognised it as the same fish I had caught the previous week, Black Eye. What an odd occurrence, catching the same fish from the same spot, on the same bait and rig a week apart. This one must have really loved the CSL! Somehow, after the session getting off to a great start, I managed to remain fishless overnight, a blip in the system maybe? Bite time had always been during darkness but this time it was during daylight.



## November

November kicked off on the Friday before fireworks night, with a busy lake. I turned up as another 2 anglers were loading their barrows. A quick chat and it looked like there were set to be another 3 anglers arriving later on too, a fairly busy night for the estate. I knew no-one else knew about my change of swims and with 3 of the lads wanting a social I knew they'd fish further around the lake than the suicide swims. As I was setting up the remaining anglers turned up and opted for either side of the islands. I got the rods out pretty quietly with the 1oz leads barely making a splash. All were fished on Cream CSL pop ups as all of my recent fish had been caught on them, so the Code pop ups away until the spring.





It wasn't long after darkness fell that I received a blistering take on the middle rod and was into a decent fish. I was quickly in my waders and out in the water to keep the fish clear of my other lines and after a few hairy moments of it trying to get under the overhanging willow to my left hand side I had a really nice fish in the net. It went 26.04lb on the

scales and was a cracking start to the session, it was only early so I was hopefully in for some more action.

There was a fireworks display on the estate scheduled for 7:30pm and I was clock watching, hoping for fish pic with fireworks in the background. It must have been around 7:50 and they still hadn't started when my middle rod let out a few bleeps before the sweet sound of a delkim in meltdown filled the quiet night. Just as I picked up the rod the first bang of a firework went off, I then hurried the fish in to try and get a picture with the fireworks going off behind me. I had the kit set up already with the fireworks in the background, however in my haste the fish was too lively to be held and the fireworks display stopped by the time I got a half decent picture! I say decent, I managed to mess them up too with mist on the lens. Sadly, they don't do the fish justice as it was a really clean looking fish, but it did go 21.03lb so I now had two 20s to my name and plenty of time left on the session.



I got the rod back out and put in a decent hit of bait to top up what I assumed had been eaten and it was nearing midnight when one of the rods burst in to action again and after a spirited fight I had 'orange spot' in the net for a third time! I had caught it from three different swims now since September. For whatever reason the rest of the night went past quietly and before leaving I had a chat with the other lads fishing. No-one had caught and one fish had been lost the previous afternoon. Result for me and for Responsive baits!

In the week that the bailiff was fishing whilst I was down to bait up and he informed me of what occurred after I'd left in the morning, the three lads on a social stayed another night and had all jumped in my swim, they had marker floats out and spombing bait all over the area. They were trying to find what feature I was fishing too (truth be told there wasn't one, I was just fishing to markers I can hit at night at 1 range for all rods). With 9 rods over one area they all blanked but it was clear the area may start getting some attention now!

The following session I was the only one on so I had a good look around but didn't see anything convincing me to abandon the hot area and luckily this went rewarded as a pretty uneventful trip was interrupted a corking 24.02lb mirror around the regular bite time of 7:45pm.



After the quiet session I had in the back of my mind that I maybe should move swims, the area was getting attention now from others and a lack of activity had me questioning whether the fish would start avoiding the area due an increase in angling pressure. This played on my mind all week and when I arrived the following week to an empty lake, I was determined

to try another swim. The deep bay was tucked up out of the wind and looked ideal, I'd still been baiting a couple spots here so hopefully the fish were visiting it regularly and I would nab one. My hopes were lifted when a fish did a dolphin impression around the bay and stopped just before it got to my left hand rod, however this was the last I saw or heard of a fish and unfortunately the night and morning passed quietly.



The weather through the next week got really cold and the weekend was set to be the coldest point. When I arrived at the lake, I had it to myself, not surprising with the forecast, and I headed straight for the suicide swim. For some reason I just knew it was the place to be and with the numerous wishes of friends and family still in my head "You deserve a big fish for braving this weather!" I knew this swim was the best bet for one. The afternoon was pretty dull but plenty of silver fish were topping out in front of me, something I always see as a good sign, so I was

hopeful of at least a fish with the temperature dropping off fast. By 5pm there was a decent frost on the bivvy, and I'd retreated into my sleeping bag to keep warm.

Around 6:45pm I had a funny few bleeps on my left hand rod, a quick up to the rod blank and back down again. Nothing more until about 30 seconds later when both my other rods went into meltdown at the exact same time! I jumped up and got to the rods whilst thinking what on earth was going on. A fish trailing line maybe? I had the right hand rod line in between my fingers when the left hand rod tore off again. I quickly hopped over to it and lifted into a solid weight. It was obvious the fish had picked up my left hand rod and kited to the right and through my other two lines! I believe it got stuck on a remaining lily stem causing a pivot point, so the

towards me and to the right of the swim. Regardless I was now into a fish on a bitterly cold night. Not being able to see much I attempted to untangle the lines, but it was useless. With the fish having pressure applied from the rod in my hands plus two tight clutches of the other rods it tired very quickly and the little spotlight from my head torch saw a fish slide into the net.

Due to the minimal light and the mist from my breath clouding most of the view of the fight I slid the net toward me and soon realised this was not the high double I initially thought but very much a 20...a big 20 at that! I un-clipped my hooklink to free the fish from the tangled mess of line I needed to sort out, got it on the mat, unhooked and popped it in the sling as fast as possible. It took around 5 mins to untangle the three rods and meant I had to completely break down and set-up one of them. I got this done fairly quickly considering it was freezing cold and just by torchlight, but the rods were back out with a couple of handfuls of bait spread out. I took this time to set the camera up and get the scales ready too.

Whether it was the adrenaline or the cold or both but I hadn't noticed the weight of the fish when I had got it in the sling and in the water, but when I came to retrieve it I certainly did. Putting it on the mat and opening the sling I sort of recognised the fish. I had a real good look at it and was sure I'd seen it before on the bank, either myself or someone else. I decided to get the pics done first before weighing it due to how cold it was getting. Unfortunately, I messed these up with a misty lens and dodgy angles. I blame it on the cold as the screen was icing over as my breath hit it whilst checking the pic quality, so I missed the misted lens! But I managed to salvage two pics from the 20 or so I had taken.

Next was the weighing of the fish, by this point I knew it was a high 20 but when the needle spun round over 30lb+ I was slightly surprised. I knew by my mental maths roughly what the sling weighs when wet so I knew roughly where I was at with a final weight, somewhere bordering the magical 30lb mark. I decided to get her back to her home as the air temp really was freezing now. I got the waders and got in with her to say

goodbye, I gave her a kiss on the head and watched her impressive, chunky frame waddle off into the depths.



The next job was to get the sling weighed and then do the actual maths to figure out a final weight. I had to triple check the sling weight just to be sure but after the maths was done the realisation of what I'd just caught dawned on me. The lakes' first ever 30lb carp since it was stocked in the early 80's was mine. Albeit by an ounce as she weighed in at

30lb and 1oz, but it was still a **HUGE** milestone for the lake. A few phone calls to those that needed to know followed and I was on cloud nine and couldn't care less about the cold or blanking for the remainder of the session.

As I woke up the following morning the words from my family and friends came back to my mind "You deserve a big fish for braving this weather!". A frost by 5pm, waking up to ice inside my kettle in the morning and frozen solid reels, and packing up at 10.30am to find ice still in my unhooking mat. Braving the cold did equal reward. A bigger reward than I'd hoped for.

I'd broken one of the ultimate targets for the season within 6 months of starting on the venue. A few weeks later I found out it was a fish I had netted and photographed for a friend back in August at 27.12lb, so this fish wasn't a 30 when I joined, it had just stacked the weight on over autumn. I'd like to think it been taking advantage of my pre-baited spots around the lake.



**RidgeMonkey®**

# RM-TEC **APEX**

Straight to the point.





# ARMOURY TACKLEBOX

What's in your armoury?

There is no doubt that being well organised is paramount in any pursuit and fishing is no exception. With many of your small, vital items needed to cover most situations, it's essential to have a storage solution that offers easy access, separate deep drawers for single items, a sturdy handle, a heavy-duty aluminium hinge and lock, a massive 20 compartments and a massive 20 compartments, three separating boards and an efficiently stored digital scale. The RidgeMonkey Armoury Tacklebox is perfect for anyone that wishes to maximise and preserve their valuable and tackle, tackle and gear, making it the highest quality box that is available. It's ready to go with out the need to add anything to the outside.

#### THE 20 COMPARTMENTS

- Robust ABS & polypropylene construction
- Heavy-duty aluminium handle and lock
- Magnetic latch and hinge for a stable design
- 20 compartments all with various fits
- Three separating boards
- Digital measurement scale
- 20 and 20 touch-up kits included





# Embrace The Outdoors

Styled for the street constructed  
for the great outdoors

All-terrain Outdoor Winter Clothing Range  
Available in Small to XXX  
Black and Green colours available  
Nine garments within the range

AVAILABLE FROM ALL  
RIDGEMONKEY STOCKISTS



COLD WATER AND CRACKING CARP  
BY LEWIS GLENN



As it is now most certainly feeling autumnal and winter only round the corner I have been trying to get out on the bank as much as possible before the seriously cold weather sets in. After a good few weeks of eyeing up spots and trickling bait in here and there before fishing I had discovered where and when they were getting their heads down and feeding on certain areas of the lake, this played into my hands very well as most of my sessions would start by my coming down after a long week at school and not having a huge amount of time to find the fish and some spots before dark. So on a Friday evening after school I managed to get down

to the lake as quick as I could and set up at the shallow end of the lake as fish had been seen feeding and patrolling the margins on a regular basis up there so I thought it would be a perfect place to drop in before dark, as the light fell I started to question my decision to set up in the shallows because I had seen a lot of activity and heard fish crashing up the other end of the lake this is an obvious sign that they were in the deeper water.

So, the night set in and the morning came along and the bobbins hadn't moved an inch, so decided to put the kettle on pack up my kit and move round to a spot I had baited up in the

deeper water. I got the rods out late in the afternoon baited with a pink 14mm Mulbz on my favoured hinge set up , a presentation I have the upmost confidence in seeing as it has done me proud this year taking it onto numerous waters and catching fish on it almost everywhere I've used it. With the rods rigged up, hooks sharpened, and bait mounted I flicked them out onto both spots making sure to feel the lead down so would know for certain if I was presenting.

When feeling the lead down I trap the line between my fingers and the blank of the rod and follow the lead down until I eel It hit the bottom.



If the lead goes down and hits the deck hard with a crack then it is most likely gravel you are fishing on and that is perfect for presenting almost any rig whereas if you feel the lead down and there is no firm drop and you feel more of a soft cushion like drop then you are more than likely hung up in weed and 9 times out of 10 your bait and rig will be snarled up into weed. With the rods going down with a firm drop after

a couple of casts I slackened of my lines clip on the bobbins and decided to leave them out until the morning so I wouldn't affect my chances of a bite by making any disturbance. The night set in and was bitterly cold but despite that I still felt confident as I knew the fish were still on the move.

At 2:30am my efforts were rewarded as soon as I heard my left hand rod going

into meltdown, I was woken up from a deep sleep and was slightly disorientated and because of this I managed to leave my head torch on my bed so after slacken got off I ran back to my bivvy grabbed my head torch and came back into contact with an angry fish, it was making short lunges towards snags and was behaving very erratically so I immediately thought that it was probably a low double that just had a lot of fight in him.

After not so long I managed to gain sight of an absolutely stunning linear one that I had previously seen pictures of and was right up my street, with my heart in my mouth I

managed to bundle him into the net and was over the moon to be off the mark with such a stunning fish so I got it up on the bank took some quick self takes (which turned out better than expect) and then slipped it back into the depths to make another anglers day. After the excitement I managed to eventually get my head down and get some rest and relax knowing I had added another stunner to my album. The morning came and was surprisingly sunny so I flicked out a couple of zigs as I had been successful with them in

the past with similar weather but the time came to reel in and head of home as the fish seemed to of switched off and didn't think another bite would come. So, another session came to an end with a result I was more than happy with and more time on the bank learning and trying to improve my angling. To any one reading

I urge you to get out there even when it's colds and miserable, fish comfortably, make sure your warm and have lots of good food and keep in mind the fish are at big weights and looking there best so the hard work is more than worth it when it pays off.

Tight lines  
Lewis Glenn





**CARBON BAIT**

[WWW.CARBONBAITS.CO.UK](http://WWW.CARBONBAITS.CO.UK)

*From A Ladies Perspective  
by Sarah Davey*



## Nutrabaits and Hull and District get behind female anglers.

### Sarah Davey

Favourite venue's: Osprey, Hemingbrough carp fishery, Q lake  
PB: 23lb 3 Mirror  
Favourite Bait: Nutrabaits Krill and cranberry alongside Pink Pepper Wafers

#### How long have you been fishing?

I started fishing about 8/9 years ago, I fished local waters with my husband and initially just went along to relax and cook. I then started getting an interest and wanted to have a go, My first set of equipment was hand me downs from my husband but once I hooked my first carp I was hooked for life.

#### Where do you fish and where do you feel safe?

I prefer to fish more challenging venues and have been a member on a local syndicate called Hemingbrough carp fishery for many years, I have a great connection with the members on this water and have always felt very safe however I was very uneasy about fishing elsewhere, I constantly thought people would look at me strange or make fun because I was a lady.

#### What changed this?

I have attended quite a few ladies carp academy ran by Bev Clifford and volunteer coaches, I have found this very beneficial and before I knew it I was able to tie my own rigs and became less dependent on my husband fixing my accidents and would highly recommend to other ladies. This is where I Met Derek Pye from the Hull and district anglers





association, Derek invited me and my husband to fish on a water as guest, he knew I was unsure of fishing elsewhere but made me feel welcome and explained how safe the venues are. This was a big jump for me as I had not really fished anywhere other than my home syndicate and Q lake at the ladies academis.

Before I knew it myself and my husband joined and have not looked back since I was introduced to the bait company Nutrabaits. I was offered a place on the team as they also wanted to encourage female anglers and thought this was a fantastic opportunity.

## How have you found the support from Nutrabaits and HDAA?

The team at Nutrabaits has members that has fished for longer than I have been alive, the guys on the team welcomed me in straight away and have offered advice ever since from bait application, to rigs and how to target the venues I fish more proactively. I have never felt out of place in this team and attend regular team socials.

2021 we are currently in the process of organising the first ladies Team member social which everybody is excited about and hoping to really shine the light on the support we have from Nutrabaits.



HDAAs – Well what can I say this year I was approached by Derek as he wanted to create a group of ladies that could fish together, learn together and enjoy time on the bank together on the club waters. He organised the first ever ladies social at HDAAs. Following this event, a Facebook group was created to try and draw ladies and young ladies into fishing and more events were organised. It doesn't matter if you have never held a rod before, if you would like to give it a try join us as we have volunteers on hand to help and guide new anglers.

Let's meet some other members of the ladies' team and junior team and 2 of HDAAs ladies who have attended the events and help volunteer, organise and shape the way these socials will be held in the future.

## **Danielle Malcolm: Nutrabaits Ladies team**



I have been a part of the ladies Nutrabaits team for around a year and a half. Without a doubt Nutrabaits treats us ladies as equals and are always there to support and encourage us. Since joining Nutrabaits my catch rate has almost doubled, catching not only 1 PB but 3. I can only thank them

or their continued support and encouragement.

I was privileged to be invited to a couple of HDAA ladies fishing events earlier this year, seeing likeminded ladies fishing was amazing, sharing skills and successes. I have met some great ladies and in turn my confidence has boosted massively from this, so I only have HDAA and Nutrabaits to thank for supporting events like this.

## **Denise: Nutrabaits ladies team**



HDAA and Nutrabaits are without doubt 2 of the most supportive combinations towards ladies angling that I've come across in 30 plus years of angling. They consistently encourage ladies to get on the bank and enjoy angling. HDAA have been offering their waters to enable us to do this holding ladies socials and events in a safe environment. Whichever water I go to I have total confidence in my bait produced by Nutrabaits and will put fish on the bank for me whatever the weather.

### **Elle: Nutrabaits Junior Team**



Hull and district anglers association and its lakes are full of opportunities, events and achievements. This year I successfully achieved my new PB with a lovely dark 20lb carp on one of the new ladies carping events held on Grebe at the Brough complex, along with plenty more gorgeous fish throughout the year. All my

captures have been caught using Nutrabaits and a personal favourite of mine is BFM krill and cranberry. My year was then topped off by being invited to become part of the Nutrabaits junior team, Hull and District has supported me to achieve this invitation to join the team at Nutrabaits and continues to guide and support my development with fishing.

### **Chloe: member of HDAA**

Hull & District Anglers Association has had a very big impact on my life. Through them I've not only found a new hobby (fishing), but I've also found work, friends and family. Fishing has massively helped my mental health, it is calm relaxing and rewarding. I remember catching my first 20lb carp and the pure joy I felt holding it and for days after catching it. I know so many women who have now begun their fishing journey who didn't think they'd enjoy it at first but now are obsessed, it really brings people together and provides a safe environment for everyone involved.



## Toni: Member of HDAA

With the help of HDAA providing safe and secure well stocked venues and tackle for those that don't have the right equipment and Nutrabaits supporting the events with bait both have provided encouragement to all the ladies on the events. They have provided me



with the ability to take up a hobby that if you would of asked me 6 months ago I'd of said not a chance, it was the advertising from HDAA in regards to the women's group that got me thinking why not. I've gone from strength to strength in regards to my fishing and still have more to learn, I have recently achieved my New PB of 24lb 8oz, with the continued support from HDAA and Nutrabaits and I would like to take this opportunity to say thank you. I started with nothing and the recent events provided the ladies with free

goody bags of bait, terminal tackle and free loan of equipment for those brand new to the sport. I would recommend to any ladies thinking about taking up the sport or just want to have a go to attend the events that are currently been organised for 2021.



LOOK OUT FOR EVENTS ON HDAA WATERS IN 2021.

# Castaway PVA

System  
Size: 30mm

Castaway PVA

White Foam Nuggets  
4 Litres

Castaway

Slow Melting  
Length: 7m



www.castaway-pva.co.uk

System  
Size: 35mm • Length: 7m

Castaway PVA



Fast Dissolving • Non Residue  
Environmentally Friendly

Castaway

Fill Tub

35mm • Length: 25m

Castaway PVA

PVA Solid Bags  
30mm x 100mm  
Pack of 20



Castaway PVA

Bait Floss

Length: 100m

Fluorescent Yellow

PVA Rig Tub

[www.castaway-pva.co.uk](http://www.castaway-pva.co.uk)



# Reviews

*Featuring -*

CarpLife products by Anthony Wood

D.T Baits review


Wild Camping International by Anthony  
Wood

# CarpLife Products



CarpLife  
www.CarpLife

Bivvy Le



CarpLife  
www.CarpLife.uk.com



By Anthony Wood



My experiences with CarpLife Products was an interesting and rocky beginning. The first product that I ever purchased was the BivvyLoo, this was a product that was always going to cause a childish reaction from a lot of people due to the fact that it was a toilet. However, skipping past the humorous side of the product it is actually really well made and is an absolute godsend for those of us who suffer with problems such as IBS (Irritable Bowel Syndrome). Due to its compact size when packed down the BivvyLoo can regularly be found in the boot of my car as part of my car carry kit.



The next product that I actually didn't end up getting was a torch with a red light and also the source of my little blip with this brand. I had purchased a "Tufty Torch" from another company which works extremely well at scaring birds away from your fishing line or baited area (I do it more for the birds protection that the inconvenience the birds cause as I don't want to harm a bird by accidentally hooking it), the issue I had was that CarpLife Products brought out exactly the same torch and even had



it branded the same. After a few arguments about copying other brands, I moved away from getting any more of their products for a while. However, CarpLife renamed their torch the "Bird Torch" (which they are competitively priced on) and I found out that it was a generic torch that several companies had started selling anyway.



Luckily for me I took a second look at the company (after all they'd dealt with my issues with the torch extremely well) and I was please to see that they had moved away from the generic products and had moved more into creating their own unique product range.

The first of the new products that I got was the hand finished thermal mug and tea spoon. The thermal mug is a good size and is double walled stainless steel thermal mug which isn't going to break when you drop it but it also keeps your drink hot or cold for a good few hours. The mug has a nice hand tied paracord handle on it to finish it off which is definitely comfy to hold. The star however for me was the tea spoon!! Oh wow, it was a good shape, finished in a gorgeous black/dark grey with the CarpLife logo etched into the bowl of the spoon and the name and logo etched into the handle so cool. They both have their own individual deluxe bags too which is a nice touch.

My next venture into their products was the hand finished slim kettle. The kettle itself is a nice slim 1.1L dark grey aluminium kettle which doesn't take up lots of space but still gives you plenty of water for making tea or coffee. Finished with an etched logo in the side of the kettle and a nice paracord handle means I don't burn my hand when picking the kettle up.

Although they have more products in their range my final purchase to date



has been the Luxury Dining Set. This is a one person set and has a good size black 24"x24" melamine plate with the logo printed on it. The set also includes a rather stunning knife, fork and dessert spoon set which matches the tea spoon and is again superb quality, it even comes with its own little neoprene pouch for keeping it safe, secure and all together. Finishing the set off is a 45cm x 30cm microfibre towel which is perfect for drying your hands or the plate and cutlery after you have washed it.



Although this is more of a product review than an article, I really couldn't resist writing about these superb quality products that bring a touch of class to your carping, camping, boating or any other number of uses. The products that I have are simply brilliant and I love the quality as well as the customer service given by CarpLife Products, check out their full range at <https://www.carplife.uk.com/>

# “RELEASE THE BEAST”

## D.T Baits Review



Winter is here and it's time to think carefully about the bait you will be using this winter if you're brave enough to endure the elements including the long dark nights.

For those of you unaware, a carp doesn't have a stomach, it has a digestive tract.

Making them voracious feeders when the conditions are favourable.

Figures vary but it's believed the biological optimum temperature for a carp's digestion is said to be around 27 degrees.

Drop that temperature by a considerable amount and that effective digestive tract becomes less than efficient when ingesting a large number of the baits used in the warmer months, due to the high levels of oils and fats used in their production.

There are a lot of baits that claim to be "All year round" but given the massive changes in temperatures is this a reality?

And does it give you the best chance of optimising your time on the bank?

With those questions being a driving factor DT baits extensively researched and designed something we feel is a little different and even more effective. **THE COLD WATER GREEN BEAST!**

Cold water green beast utilises milk proteins, whey powder and calf milk replacer(CMR).

Two of those are widely known but what's CMR?

It's a food grade additive rich in nutritional value used in the rearing of healthy calves in the cattle industry. Due to its nutrient dense makeup and profile it's a firm favourite with carp ensuring

they keep coming back for more.

On top of those quality feed additives is a little known but very effective and extensively tested feed trigger. These high quality additives give this bait a rounded, creamy profile aided by the addition of summer berry fruits and a subtle hint of menthol. We told you it was a little different!

DT pushes the boundaries of keeping this bait coarse and textured where other companies would struggle to roll a bait of this consistency.

This impressive texture allows optimum leakage of food signals, which is imperative in the colder months, when fats and oils congeal under cold temperatures making them ineffective. Coarse baits also aid the speed of transit through the fish's digestive tract meaning the carp will be more likely to indulge, extending any feeding periods.

Cold water green beast is the finest example of a true winter bait. It accounts for large numbers of impressive captures every year through the colder months.

So if you're not a fair weather angler and intend to brave the harsh conditions this winter make sure to add Cold Water Green Beast to your arsenal.

[www.dtbaits.co.uk](http://www.dtbaits.co.uk)  
[#believeinbait](https://www.instagram.com/believeinbait)





**Cooking or Making Drinks in the  
Outdoors  
By Anthony Wood**



Whether it is camping, hiking, fishing or other outdoor activity the subject of cooking and/or making drinks will always come up at some stage.

There are many different ways to solve this subject whether it is with a kelly kettle, a gas stove, BBQ, etc but my favourite has always been the natural fuel stoves and over the years I have had several different types.

Recently however, I came across Wild Camping International who had a Titanium Bundle which had a titanium natural fuel stove, a titanium spork (with bottle opener built in) and a titanium 750ml cook pot. I had always stayed away from titanium as it was usually quite a lot more than stainless steel and I didn't really see much of an advantage myself. However, I loved the look of the kit and simply couldn't resist as it looked perfect for not only my carp fishing and foraging sessions but I'd always wanted one of these billy can style hanging cook pots, the titanium spork and stove were just an add bonus.

The first thing that surprised me was the weight difference between titanium and stainless steel, it was almost like holding nothing compared to the stainless-steel equivalent. The titanium is also a lot sturdier than the stainless-steel versions which is a big advantage when chucking the set in with your other kit.





# Reviews



The great thing about the natural fuel stove is that you can use not only natural fuels such as twigs, cut up branches, pine cones, etc, you can also place a gas ring or meths stove inside which then converts the main stove into a cooking work surface (it also keeps your stove looking all shiny and new for longer if you are bothered about that sort of thing lol).

Each item in the bundle comes with its own carry bag to help keep the products in top condition for longer.

The fantastic news for us all is that because Wild Camping International ([www.facebook.com/wild-camping-international-284920349048524](http://www.facebook.com/wild-camping-international-284920349048524)) isn't a carp brand, there is no carp tax so you aren't paying crazy money and these are actually competitively priced. The set normally retails for £66.91 but is currently on offer at £59.99 (at the time I wrote this) and can be purchased directly from their website <https://wildcampinginternational.com/shop/ols/products/titanium-bundle>.

Being made from titanium the stove stands up to the heat a little better than the stainless steel versions. If you have ever had a stainless steel natural fuel stove you will know that they warp after several uses and can make it very difficult to use the stoves. The titanium stove from Wild Camping International is much better and although it does warp slightly, it is a lot easier to take apart and put back together. I definitely have no issues using the stove even after several uses.

All in all I cannot recommend this kit enough, it is robust, well valued and doesn't take up much space in your tackle bag.





# Catch Reports

*Featuring -*

D.T. Baits

Nutrabaits

Vader Baits

Plus all of your catches !!!

# Kristian Horlock



Well what a start to December fishing my southern syndicate water , I had some holiday to use up so planned to do a few nights, little did I know it was going to go so well. armed with ape-x size 4 curve shanks , rock bottom soft coated hook link, rock bottom tungsten sleeves and the awesome rock bottom putty, only the second time switching over to the ridge monkey end tackle what a way to do it. with a few hours I had a 25lber so I thought I'd give them some bait ,worth the gamble so out went 2kg of mainline cell soaked in smart liquid and carbon baits maize and buckwheat. and then in the next 24 hours I had another 3 fish to 28lb after each one I put plenty of bait in ,then all went quiet ,then mid afternoon on the next day my rod went into melt down and this awesome 45lb 9oz mirror was the prize ,well chuffed

# Simon Ursell



**Caerphilly Castle  
Wales**

**New member to Caerphilly District Angling Association, and new to the Angling game, Benji Smith with a Common and a slab of bream.. Used probaits Pop up squid orange with matching probaits pellet in a pva mesh bag Well done mate.**



**Me, also with a Common, welcomed the net, not fished the Moat in Ten months due to Covid plus work and this is my first fish this year.. Probaits same tactics as above massive thanks to Julian Cundiff for the rig advise**



## Dave Lodge



**This 71½lb common was caught on a Scopex Squid wafter over hemp corn and Scopex Squid flake. Was the biggest of 3 fish caught that week. It's a fish known as Cut Tail. Caught at Moulin de mee**



# Jez Campbell

## Personal Best for Jez

'The perfect Session that everything just felt right, location, water craft, bait application, rig tactics, the first cast and only one cast on each rod as the light faded into dark, the perfect weather conditions on a full moon and strong south westerly winds. Thinking back I thought I was going to get a night time bite, with three carp topping to my left & right and with a few liners at midnight and then again about 3am. Morning came with no bite, I thought surely it's got to happen today. The heavy rain moved in with the constant strong winds, so had breakfast made a few brews and watched the water for signs as the rain eased off. I decided to leave the rods on the spots sitting on my hands and not having a recast A few hours past and the rain had stopped, with the strong south Westerly's still blowing in onto the spots, then it happened! The bite came mid afternoon with a slow take while I was watching the water for shows in the muddy swim to my right. I quickly got to the rod and I hooked into it and the battle commenced to what was a hard fighting carp I've never felt before,

The Heli safe worked with dropping the lead brilliant I thought, with the heavy lunges and stripping line every time I gained a little, my legs went like jelly mid fight and the adrenaline rush was awesome, the power of this carp was intense. I was pumped and I knew I had to play this fish like no other I've hooked into before. At this point I heard some voices a small crowd of walkers appeared on the path behind me the pressure was on to land it. A little anxious trying to stay focused with the carp kiting right into the next swim I had to keep the pressure on and just tire the fish out and gradually gain some line on the spool, back n' forth twice into the muddy swim to my left trying to gain some line with the carp heading towards a snaggy bush to my right in my swim.

At this point I had to put a little extra pressure on to stop it getting in the snag. I eventually gained more line and with it getting closer I quickly dropped the other rod off the alarm in the margin to my left so it wouldn't get tangled up, then I quickly got the landing net into the water with a little more pressure on the rod and a little tighter clutch the carp surfaced and I quickly scooped it in the net, in-between the two rods. I looked into the net and the choddy hook was proper nailed in its thick bottom lip, so I popped the hook out with the elation to what I was looking at and the buzz was real, with the second rush of adrenaline pumping through my veins I shouted to the small crowd behind me 'do you want to see it'!?,

**'Well yeah after watching you for twenty minutes' one said so they all walked over quickly to view what I had caught, I gathered a bit of the net so they could see it, one said what type of fish is that' I replied with 'that's a common carp it's massive one of the biggest in the lake maybe twenty five pound plus at a guess, another replied 'Wow well done chap and with their phone cameras out already and in hands they wanted to take a photo of it' okay quickly I said but don't fall in as the bank is very slippery with the mud. That all done with the on lookers and still buzzing I quickly got on the phone to one of the bailiffs to ask to come down to get some photos of my capture. I said it's one of the biggest carp I've ever caught it's massive. He got to the lake within ten minutes, keeping calm and doing things right we quickly weighed it and got some photos, and then I carefully released it back to the watery depths. Mega buzzing with a new PB of 29lb.9oz, A carp known as the 'Angry Common and a proper one caught from the park lake, a capture that's made my year, big thanks to Mike the bailiff for helping me with the weighing and photos.**



**1 SIZE 4 CURVE HOOK,  
1 PIECE OF 25LB AQUASKIN HOOKLINK  
3 PB COMMONS: 45lb 8oz, 46lb 2oz, 50lb 2oz**



**JUST AS SHARP  
JUST AS STRONG  
JUST AS RELIABLE  
JUST BETTER VALUE**



[www.sharptackle.co.uk](http://www.sharptackle.co.uk)





DT Consultant Jim Chisnell with this impressive haul 30.2 mirror 26.3 common both on Supa Fruit



Marc McLean fantastic session on private syndicate managing to bank a 34lb + common and this 31.10 mirror using Supa Fruit




Nick Dodds showing his skills once again managing to net this beautiful 29.8 common and 3 x other 20's on his local syndicate. Cold Water Green Beast proved to be a hit for the fish.



Dutch angler Per managing this beauty at 51lb + from Gigantica in France using N Blend



Sam Pavitt was delighted with this 20lb + mirror from a private syndicate which is proving to be a super hard water. Yet again Supa Fruit is the winning bait.



Big mirror from France at 86lb caught by Dutch angler Simon on a 22 mm N-Blend hookbait over matching N-Blend freebies. It was his only fish of the 7 day long session - but when the ONE is the biggest of the lake it really doesn't matter.



Steve Pearson managed to tempt this 31lb + mirror on Cold Water Green Beast which is an outstanding winter bait



Tom Blackmore had a great session on a private syndicate managing 3 fish including the 20lb + common using Supa Fruit & Cold Water Green Beast

# RIG-IT

TACKLE



## HAND SHARPENED HOOKS

### THE POINT THAT MATTERS

**'It's a confidence thing for me!  
Top quality products and  
service to match. The  
Sharpened Hooks are the  
biggest edge.'**

**Andy Sargent using  
Hand Sharpened R7s Hooks.**

**'I have ultimate confidence  
in Rig-it products, knowing  
that they won't let me  
down. The Hand sharpened  
hooks are second to none  
and definitely landed me  
more carp.'**

**Simon Whittle using  
Hand Sharpened R3 Hooks.**

**Full range of end tackle available**



**RIG-IT TACKLE**  
[www.rigittackle.com](http://www.rigittackle.com)

email: [rigittackle@gmail.com](mailto:rigittackle@gmail.com) tel: 0 7722 881823



**David Flores Trigga Ice & Pink Pepper snowman over Trigga Ice**



**Derek Pye - CO-DE**



**Ian Selby - BFM Krill & Cranberry Freezer Bait**



**Jay D Blackburn 29lb08oz GOLD**



**Lee Symmons 39lb04oz - Trigga**



**Lloyd Brady - Tecni Spice over Trigga Ice Freezer**






**Phil Baker - 50lb02oz - PB**



**Younes Gonzales - Trigga Ice Hard Hookers over Trigga Ice**




**Team member Aaron took to Stafford moor at the weekend. The weather was against him from the start but during his session he managed to bank himself this lovely 23lb mirror! The fish was tempted by chopped and crushed Le Nutz boilies with a bit of maggot and a washed out pink Le Nutz wafer as a hook bait! Great angling Aaron**



**Team member Carl headed to Stafford Moor fishery at the weekend. On arrival his swim looked very good for a bite or two with the wind blowing down into it and wasted no time to get set up putting his left rod tight to the island and his right rod out in open water between 2 islands, fishing one rod on a pop up and the other on a waffer, with high winds and heavy rain it made fishing conditions difficult with no fish for the best part of the weekend. Sunday morning came around and Carl changed his tactics and he reeled in the right hand rod and changed it for an adjustable zig rig teamed with 12mm yellow Le Nutz pop up and cast it back out to open water between the islands and adjusted it to be 3 foot below the surface the change of tactics payed of with only 15 minutes passing the rod rattled of landing this lovely 19lb mirror.**

**Good angling Carl**



**Team member Nathan headed to Sutton Bingham Reservoir for a day session to help on the scheme to reduce the amount of carp in the lake. He got his rods in the water just after 9am and had had plenty of action for the first part of the day when the fishing slowed off at around midday. The session ended and he landed 14 fish to 13lb. A great day and a pleasure to fish a local water not normally open to the public! The tactics used was flouro yellow, pink and white Grafter dumbbell wafers teamed up with a solid pva bag of 4mm and 8mm Grafter pellet, Grafter boilie crumb and Grafter glug fished out in open water at around 80 yards with a few handfuls of 14mm Grafter boilies catapulted over the top every hour!**

**Great angling Nathan**



**Team member Phil took to his syndicate and the conditions were perfect for it. He turned up with no fish showing or signs of any fish so jumped in a swim mid water that he knows does fish. After a few hours of his rods being out and nothing happening he took a walk to the shallow end of lake to see fish churning up the bottom. He reeled in and took down one rod to try and snare one but had no success.**

**He decided to go back to his swim and bivvy up and get the rods out before dark when he saw a fish roll twice under an overhanging tree. He didn't hesitate to get the bait on it so chucked out a Ronnie with an orange Le Nutz pop. Within half an hour his rod rattled off resulting in this 21lb mirror!**

**Great angling Phil**

# Le Lees Carp Fishery

## Welcome everyone to LE LEES Carp Fishery.

We are a new venue officially opened in 2018. It is a family run venue, by myself, Matt, Tracie my partner and my son Thai.

Its been tough and we have been working hard to get the place ready for fishing this year. We purchased the place 3 yrs ago in a small rural village in brittany called Le Croisty.

With limited stock from a few pounds to 36lb. It is a 2 and a half acre lake, set in 6 acres of wood surrounded by fields. island in one corner with lilies in 2 corners,

The depths range from 7/8 feet around island gradually shallowing to around 2ft. We had the lake netted in 2016 and removed all the small roach, rudd and carp under 10lb. We put back over 80 carp from the netting in november that year and by february 2017 we introduced the new stock which ranged from 28lb to 48lb.

Our carp now go over 50lb. We estimate the lake has 150+ carp. We did not start this adventure to earn a ton of money, we started this for the love we have of fishing and to bring pleasure to others like minded.

We are a drive and survive venue for this year, with plans to introduce 5 small cabins as the venue grows. There is a caravan with cooker, water and toilet. We understand that fishing here in France can be very expensive, which is why we have priced our place to help make fishing here more affordable.

# Le Lees Carp Fishery

Our price over the winter months ( november 1st to march 31st ) is 130 euros PPPW. 1st april to 31st october 150 euros. We also do an evening meal at 70 euros pppw.

Lake exclusive for upto 5 carpers with an evening meal is 750 euros pw.

Book a weekend from friday to sunday for 70 euros PP, or ask us for days to suite you and we will give you a great price.

.  
A 50 euro PP deposit ( non refundable) secures your booking.

Anymore info required, ferries, directions, reviews and more pics please visit our FB page.

Thank you for reading and we hope to see some of you on the bank landing some of our fantastic carp here in france.

Tight lines and may the carp gods bless you all. Best wishes

Find us on Facebook for further information.

*Matt, Tracie and Thai.*



*Le Lees Ca*





*rp Fishery*

# **THIS MONTHS ADVERTISERS -**

**ACA - ANGLERS CHARITY AUCTIONS**

**CARBON BAITTS**

**CASTAWAY PVA**

**CHEF UK CARP**

**D.T. BAITTS**

**MAINLINE BAITTS**

**NUTRABAITS**

**RIG IT TACKLE**

**RIDGEMONKEY**

**RODDY CLIPS**

**SHARP TACKLE**



MERRY CHRISTMAS  
AND HAPPY NEW YEAR

send your articles and catch reports by  
the 28th December 2020 for next months  
magazine

[brian.dixon@talkingcarp.co.uk](mailto:brian.dixon@talkingcarp.co.uk)

[mark@talkingcarp.co.uk](mailto:mark@talkingcarp.co.uk)

[m.galli@talkingcarp.co.uk](mailto:m.galli@talkingcarp.co.uk)



**THE CARP MAGAZINE  
FOR CARP ANGLERS WRITTEN BY  
YOU !!!!!!!**

*'The Talking Carp Team'*

Brian Dixon  
Mark Faulkner  
Dave Harnick Snr  
Mark Galli

OUT  
NOW



 **LINK**  
**UP!**

Since we devised 'The Link' concept, countless prototypes have enabled us to 'lock-on' to what REALLY makes this fishmeal bait tick. In its final formula as an active, dedicated boilie, **The Link™** has now proven itself on the World's most demanding venues to the World's most demanding anglers and will be ready to prove itself as what your fishing has been missing. Imminently. **Isn't it time you linked-up with Mainline?**

**BETTER BAIT THROUGH RESEARCH**  
**WWW.MAINLINE-BAITS.COM**

The Link™ boilies are supported by a full range of complementary Pop-Ups, Wafers, Groundbait, Pastes and, of course, the excellent Enhancement System.